



**COUNTY OF SANTA BARBARA
STATE OF CALIFORNIA**

**STATEMENT OF VOTES CAST
AT THE
CONSOLIDATED GENERAL ELECTION
NOVEMBER 8, 1994**

**KENNETH A. PETTIT
COUNTY CLERK-RECORDER-ASSESSOR**

**BOARD OF SUPERVISORS
COUNTY OF SANTA BARBARA**


**Naomi Schwartz
Supervisor 1st District
Chair of the Board**

**Tom Rogers
Supervisor
2nd District**

**William B. Wallace
Supervisor
3rd District**

**Timothy J. Staffel
Supervisor
4rd District**

**Michael B. Stoker
Supervisor
5th District**



STATEMENT OF VOTES CAST AT THE CONSOLIDATED GENERAL ELECTION

NOVEMBER 8, 1994

<u>DESCRIPTION</u>	<u>PAGE</u>
UNITED STATES SENATOR.....	1
U.S. REPRESENTATIVE, 22ND DISTRICT.....	9
U.S. REPRESENTATIVE, 23RD DISTRICT.....	17
GOVERNOR.....	21
LEUTENANT GOVERNOR.....	21
SECRETARY OF STATE.....	29
CONTROLLER.....	29
TREASURER.....	37
ATTORNEY GENERAL.....	37
INSURANCE COMMISSIONER.....	45
STATE BOARD OF EQUALIZATION, 2ND DISTRICT.....	45
STATE SENATE, 18TH DISTRICT.....	53
STATE ASSEMBLY, 33RD DISTRICT.....	61
STATE ASSEMBLY, 35TH DISTRICT.....	67
JUDICIAL OFFICES.....	73
STATE SUPERINTENDENT OF PUBLIC INSTRUCTION.....	113
ANTA BARBARA COMMUNITY COLLEGE DISTRICT-TA #3, SHORT...	121
ANTA BARBARA COMMUNITY COLLEGE DISTRICT-TA #3, FULL....	121
WILLAN HANCOCK JOINT COMMUNITY COLLEGE DISTRICT-TA #3....	127
MARIPINTERIA JOINT UNIFIED SCHOOL DISTRICT.....	131

UYAMA JOINT UNIFIED SCHOOL DISTRICT.....	135
LOMPOC UNIFIED SCHOOL DISTRICT.....	139
SANTA BARBARA & SANTA BARBARA HIGH SCHOOL DISTRICT.....	143
SANTA MARIA JOINT UNION HIGH SCHOOL DISTRICT, SHORT.....	149
SANTA MARIA JOINT UNION HIGH SCHOOL DISTRICT, FULL.....	149
SANTA YNEZ VALLEY UNION HIGH SCHOOL DISTRICT.....	153
HALLARD SCHOOL DISTRICT.....	157
LOCHMAN UNION SCHOOL DISTRICT.....	161
BUELLTON UNION SCHOOL DISTRICT.....	165
COLLEGE SCHOOL DISTRICT.....	169
MOLETA UNION SCHOOL DISTRICT.....	173
GUADALUPE UNION SCHOOL DISTRICT.....	177
SAN JUAN OLIVOS SCHOOL DISTRICT.....	181
MONTECITO UNION SCHOOL DISTRICT.....	185
ORCUTT UNION SCHOOL DISTRICT.....	189
SANTA MARIA-BONITA SCHOOL DISTRICT.....	193
SOLVANG SCHOOL DISTRICT.....	197
LA VISTA DEL MAR UNION SCHOOL DISTRICT.....	201
CITY OF BUELLTON.....	205
CITY OF CARPINTERIA.....	209
CITY OF GUADALUPE.....	213
CITY OF LOMPOC.....	217
CITY OF SANTA MARIA.....	221
CITY OF SOLVANG.....	229
ISLA VISTA RECREATION AND PARK DISTRICT.....	233
VANDENBERG VILLAGE COMMUNITY SERVICE DISTRICT.....	237

STATE PROPOSITIONS 181 - 191.....	241
LOCAL MEASURES G94 - L94.....	265
STATE PROPOSITIONS AS THEY APPEAR ON THE BALLOT	A
LOCAL MEASURES AS THEY APPEAR ON THE BALLOT	B
RESULT OF THE WRITE-IN VOTES CAST	C
VOTER REGISTRATION RECAP	D
CERTIFICATE TO RESULT OF CANVASS	E

AND TOTALS	GENERAL ELECTION, NOVEMBER 8, 1994															
	REGISTRATION	BALLOTS CAST	TURNOUT	UNITED STATES SENATOR	ELIZABETH BARRON (PFP)	BARBARA BLONG (GRN)	RICHARD BODDIE (LIB)	DIANNE FEINSTEIN (DEM)	MICHAEL HUFFINGTON (REP)	PAUL MEEUWENBERG (AIP)						
BARBARA COUNTY	218859	134195	61.3		3664	2311	2956	60811	55825	3373						
CONGRESSIONAL	211560	129333	61.1		3517	2213	2842	58467	54031	3248						
CONGRESSIONAL	7299	4862	66.6		147	98	114	2344	1794	125						
STATE SENATORIAL	218859	134195	61.3		3664	2311	2956	60811	55825	3373						
STATE ASSEMBLY	77094	47687	61.9		1592	737	1131	15705	25509	1227						
STATE ASSEMBLY	141765	86508	61.0		2072	1574	1825	45106	30316	2146						
SUPERVISORIAL	45095	27048	60.0		660	479	559	15491	8323	532						
SUPERVISORIAL	51126	33706	65.9		676	569	637	17796	11758	856						
SUPERVISORIAL	47666	27156	57.0		791	555	662	12291	10950	813						
SUPERVISORIAL	40343	25915	64.2		752	399	639	8338	14189	683						
SUPERVISORIAL	34629	20370	58.8		785	309	459	6895	10605	489						
UTERIA	7257	4867	67.1		145	99	111	2342	1770	133						
UPE	1749	987	56.4		81	18	18	480	325	19						
	17872	10571	59.1		430	193	308	3832	5143	296						
BARBARA	54856	32840	59.9		788	594	670	19416	9407	715						
MARIA	28286	16436	58.1		622	247	365	5574	8580	397						
ING	3434	2441	71.1		47	35	47	837	1269	94						
ED GOLETA INCORPO	25161	15939	63.3		432	283	350	7925	5775	530						
ON	2063	1392	67.5		52	28	41	496	660	57						
ED MONTECITO INCO	6409	3963	61.8		54	48	72	1925	1641	77						
INCORPORATED AREA	71772	44759	62.4		1013	766	974	17964	21255	1055						

***ABSENTEE TOTALS
001

GENERAL ELECTION, NOVEMBER 8, 1994

	REGISTRATION	BALLOTS CAST	TURNOUT	UNITED STATES SENATOR	ELIZABETH BARRON (PPP)	BARBARA BLONG (GRN)	RICHARD BODDIE (LIB)	DIANNE FEINSTEIN (DEM)	MICHAEL HUFFINGTON (REP)	PAUL MEEUWENBERG (AIP)							
SANTA BARBARA COUNTY	218859	30283	13.8		655	449	609	13104	13403	676							
22ND CONGRESSIONAL	211560	29298	13.8		638	436	586	12621	13034	649							
23RD CONGRESSIONAL	7299	985	13.5		17	13	23	483	369	27							
18TH STATE SENATORIAL	218859	30283	13.8		655	449	609	13104	13403	676							
33RD STATE ASSEMBLY	77094	9876	12.8		264	142	229	3399	5180	235							
35TH STATE ASSEMBLY	141765	20407	14.4		391	307	380	9705	8223	441							
1ST SUPERVISORIAL	45095	6381	14.2		117	82	123	3330	2356	102							
2ND SUPERVISORIAL	51126	9083	17.8		152	133	150	4380	3636	184							
3RD SUPERVISORIAL	47666	5201	10.9		131	100	114	2071	2375	162							
4TH SUPERVISORIAL	40343	5101	12.6		114	64	126	1711	2746	128							
5TH SUPERVISORIAL	34629	4517	13.0		141	70	96	1612	2290	100							
CARPINTERIA	7257	1039	14.3		18	13	23	507	395	27							
GUADALUPE	1749	198	11.3		7	6	4	103	62	7							
LOMPOC	17872	1870	10.5		61	26	55	678	924	54							
SANTA BARBARA	54856	8279	15.1		174	125	147	4460	2855	154							
SANTA MARIA	28286	3788	13.4		124	58	77	1352	1914	89							
SOLVANG	3434	609	17.7		17	5	12	202	314	24							
PROPOSED GOLETA INCORPO	25141	3645	14.5		74	57	65	1660	1504	99							
BUELLTON	2063	346	16.8		12	7	12	120	155	18							
PROPOSED MONTECITO INCO	6409	1098	17.1		11	8	22	477	524	11							
UNINCORPORATED AREA	71772	9411	13.1		157	144	192	3545	4756	193							

GENERAL ELECTION, NOVEMBER 8, 1994

	REGISTRATION	BALLOTS CAST	TURNOUT	UNITED STATES SENATOR						
				ELIZABETH BARRON (PFP)	BARBARA BLONG (GRN)	RICHARD BODDIE (LIB)	DIANNE FEINSTEIN (DEM)	MICHAEL HUFFINGTON (REP)	PAUL MEEUWENBERG (AIP)	
01-CARP 1001	237	154	65.0	3	2	2	63	7	3	
02-CARP 10-02	556	290	52.2	6	5	5	155	107	3	
03-CARP 1003	0	0	0.0	0	0	0	0	0	0	
04-CARP 1004	190	121	63.7	5	1	3	45	60	1	
05-CARP 1005	26	16	61.5	0	0	0	2	14	0	
06-CARP 10-06	988	475	48.1	7	11	7	235	184	17	
07-CARP 10-07	469	228	48.6	2	4	5	157	55	3	
08-SUM 10-08	1077	516	47.9	6	9	13	306	163	3	
09-MONT 10-09	529	266	50.3	4	6	7	140	94	6	
10-MONT 1010	2	2	100.0	0	0	0	0	2	0	
11-MONT 10-11	551	291	52.8	3	6	9	148	110	4	
12-MONT 10-12	706	343	48.6	7	6	2	171	131	6	
13-MONT 10-13	678	334	49.3	2	4	2	160	126	9	
14-MONT 10-14	448	227	50.7	2	2	7	144	64	5	
15-MONT 10-15	458	220	48.0	1	3	1	122	81	3	
16-MONT 10-16	264	128	48.5	1	2	1	58	60	3	
17-MONT 10-17	558	271	48.6	2	0	11	151	93	5	
18-MONT 10-18	556	300	54.0	4	6	3	180	94	5	
19-MONT 10-19	389	195	50.1	2	1	2	100	83	3	
20-CSPR 10-20	445	192	43.1	1	1	6	96	76	6	
21-CSPR 10-21	591	302	51.1	4	12	2	188	90	2	
22-CSPR 10-22	1149	246	21.4	12	6	5	32	164	11	
23-CSPR 10-23	667	363	52.8	6	6	4	196	132	9	
24-S.Y. 1024	3	2	66.7	2	0	0	0	0	0	
25-S.Y. 1025	4	2	50.0	0	0	0	2	0	0	
26-MISS 10-26	892	506	56.7	15	13	7	317	130	8	
27-MISS 10-27	773	413	53.4	4	3	10	268	110	3	
28-MISS 10-28	532	284	53.4	5	5	5	203	60	1	
29-CCAR 11-01	567	305	53.8	5	8	3	145	117	6	
30-CCAR 11-02	724	413	57.0	15	11	7	174	165	8	
31-CCAR 11-03	523	251	48.0	10	4	5	131	82	7	
32-CCAR 11-04	761	364	47.8	5	15	13	172	123	11	
33-CCAR 11-05	1002	585	58.4	20	11	17	280	208	18	
34-CCAR 11-06	799	467	58.4	17	11	11	215	188	11	
35-CCAR 11-07	595	275	46.2	22	7	7	143	80	10	
36-CCAR 11-08	550	231	42.0	5	5	5	142	63	7	
37-CCAR 11-09	386	209	54.1	8	2	4	121	64	3	
38-CCAR 11-10	550	298	54.2	9	4	8	134	120	8	
39-CCAR 1111	0	0	0.0	0	0	0	0	0	0	
40-CCAR 11-12	389	188	48.3	6	4	6	94	68	5	
41-CCAR 11-13	411	242	58.9	5	4	2	104	97	12	
42-COSB 1201	153	69	45.1	1	0	1	44	18	1	
43-COSB 1202	28	16	57.1	0	0	0	10	6	0	
44-COSB 12-03	856	341	39.8	10	5	15	220	68	9	
45-COSB 12-04	692	313	45.2	3	4	6	173	110	10	
46-COSB 12-05	533	220	41.3	4	5	5	118	80	3	
47-COSB 12-06	789	258	32.7	11	5	7	159	59	7	
48-COSB 12-07	712	299	42.0	17	13	11	195	49	6	
49-COSB 12-08	645	322	49.9	4	3	6	166	117	14	
50-COSB 1209	9	7	77.8	0	1	0	6	0	0	
51-COSB 1210	125	85	68.0	1	0	0	37	37	5	
52-COSB 12-11	916	467	51.0	6	8	10	275	137	4	
53-COSB 12-12	790	353	44.7	4	5	3	213	114	1	
54-COSB 12-13	556	279	50.2	3	4	9	193	59	7	
55-COSB 12-14	823	344	41.8	15	3	13	234	63	6	
56-COSB 12-15	858	355	41.4	23	5	3	249	52	10	
57-COSB 12-16	712	247	34.7	16	6	4	142	63	4	
58-COSB 12-17	864	433	50.1	1	4	7	251	145	9	
59-COSB 12-18	658	321	48.8	5	3	6	233	56	6	
60-COSB 12-19	913	378	41.4	11	10	5	251	95	4	
61-COSB 12-20	607	240	39.5	12	9	4	170	34	4	
62-COSB 12-21	778	257	33.0	7	3	8	164	56	3	
63-COSB 12-22	949	250	26.3	14	6	7	183	27	4	
64-COSB 12-23	805	379	47.1	7	9	8	284	58	5	
65-COSB 12-24	789	390	49.4	14	5	8	298	48	4	
66-COSB 12-25	808	352	43.6	6	7	9	252	67	2	
67-COSB 12-26	903	321	35.5	11	7	9	224	52	8	
68-COSB 12-27	855	326	38.1	12	9	9	224	56	9	
69-COSB 12-28	905	392	43.3	13	9	9	277	64	10	
70-COSB 12-29	642	290	45.2	10	10	9	186	56	9	
71-COSB 12-30	780	388	49.7	2	6	13	263	91	6	
72-COSB 12-31	505	234	46.3	7	2	5	158	50	4	

GENERAL ELECTION, NOVEMBER 8, 1994

001

	REGISTRATION	BALLOTS CAST	TURNOUT	UNITED STATES SENATOR	ELIZABETH BARRON (PFP)	BARBARA BLONG (GRN)	RICHARD BODDIE (LIB)	DIANNE FEINSTEIN (DEM)	MICHAEL HUFFINGTON (REP)	PAUL MEEUWENBERG (AIP)							
5619-COSH 56-19	564	289	51.2		2	4	5	85	175	5							
5620-COSH 56-20	797	456	57.2		21	2	17	135	252	12							
5621-COSH 56-21	707	383	54.2		16	4	9	101	228	13							
5622-COSH 56-22	541	288	53.2		7	0	4	89	173	4							
5623-COSH 56-23	766	351	45.8		7	4	5	111	199	9							
5624-COSH 56-24	606	285	47.0		8	2	6	70	183	7							
5625-COSH 56-25	345	143	41.4		3	1	6	44	82	1							
5626-COSH 56-26	625	227	36.3		11	6	6	80	109	2							
5627-COSH 56-27	758	228	30.1		14	3	7	88	102	3							
5628-COSH 56-28	1325	577	43.5		52	9	11	253	223	11							
5629-COSH 56-29	558	202	36.2		11	2	3	81	90	9							
5630-COSH 56-30	599	227	37.9		10	5	4	92	98	9							
5631-COSH 56-31	466	148	31.8		3	1	4	56	78	2							
5632-COSH 56-32	425	250	58.8		5	2	5	68	151	9							
5633-COSH 56-33	620	325	52.4		4	8	5	76	207	11							
5634-COSH 56-34	563	307	54.5		12	5	9	99	168	6							
5635-COSH 56-35	961	507	52.8		19	9	9	135	298	16							
5636-COSH 56-36	386	185	47.9		8	2	2	57	110	2							
5637-COSH 56-37	690	322	46.7		6	5	12	117	164	12							
5638-COSH 56-38	639	319	49.9		12	6	10	99	164	14							
5639-COSH 56-39	457	160	35.0		15	3	5	77	48	1							
5640-COSH 56-40	557	202	36.3		19	0	6	86	82	5							
5641-COSH 56-41	933	402	43.1		18	8	2	143	215	2							
5642-COSH 56-42	726	308	42.4		29	6	6	115	135	7							
5643-COSH 56-43	947	492	52.0		15	7	9	177	255	14							
5701-COG 57-01	777	319	41.1		27	5	7	168	89	5							
5702-COG 57-02	972	470	48.4		47	7	7	209	174	7							
ABSENTEE TOTALS	218859	30283	13.8		655	449	609	13104	13403	676							
GRAND TOTALS	218859	134195	61.3		3664	2311	2956	60811	55825	3373							

ND TOTALS	GENERAL ELECTION, NOVEMBER 8, 1994														
	REGISTRATION	BALLOTS CAST	TURNOUT		U.S. REPRESENTATIVE 23RD DISTRICT BILL BROWN (LIB)	ELTON GALLEGLY (REP)	ROBERT T. MARSTON (GRN)	KEVIN READY (DEM)							
SANTA BARBARA COUNTY	7299	4862	66.6		182	2355	178	1826							
CONGRESSIONAL	7299	4862	66.6		182	2355	178	1826							
STATE SENATORIAL	7299	4862	66.6		182	2355	178	1826							
STATE ASSEMBLY	7299	4862	66.6		182	2355	178	1826							
SUPERVISORIAL	7299	4862	66.6		182	2355	178	1826							
CITIZEN CENTER	6846	4561	66.6		171	2162	166	1754							
UNINCORPORATED AREA	453	301	66.4		11	193	12	72							

AND TOTALS	GENERAL ELECTION, NOVEMBER 8, 1994 STATE OFFICES													
	REGISTRATION	BALLOTS CAST	TURNOUT	GOVERNOR KATHLEEN BROWN (DEM)	GLORIA E. LA RIVA (PPF)	JEROME MC CREADY (AIP)	RICHARD RIDER (LIB)	PETE WILSON (REP)	LIEUTENANT GOVERNOR GRAY DAVIS (DEM)	J. LUIS GOMEZ (PPF)	ROBERT W. LEWIS (AIP)	DANIEL MOSES (GRN)	CATHIE WRIGHT (REP)	BOB NEW (LIB)
BARBARA COUNTY	218859	134171	61.3	52420	1048	2074	1817	75051	60516	3094	1185	2251	59602	2666
CONGRESSIONAL	211560	129312	61.1	50297	1007	1989	1749	72574	58022	2963	1148	2180	57752	2564
CONGRESSIONAL	7299	4859	66.6	2123	41	85	68	2477	2494	131	37	71	1850	102
STATE SENATORIAL	218859	134171	61.3	52420	1048	2074	1817	75051	60516	3094	1185	2251	59602	2666
STATE ASSEMBLY	77094	47677	61.8	13539	326	814	635	31801	18423	1265	393	350	25019	863
STATE ASSEMBLY	141765	86494	61.0	38881	722	1260	1182	43250	42093	1829	392	1901	34583	1803
UPERVISORIAL	45095	27042	60.0	13334	251	320	315	12467	14215	690	158	633	9709	567
UPERVISORIAL	51126	33700	65.9	15069	212	489	439	17045	16878	570	214	633	13474	621
UPERVISORIAL	47666	27152	57.0	10880	271	483	447	14662	11501	600	237	649	12195	636
UPERVISORIAL	40343	25913	64.2	6806	153	488	363	17848	9423	457	324	196	14418	506
UPERVISORIAL	34629	20364	58.8	6331	161	294	253	13029	8499	777	252	140	9806	336
TERIA	7257	4864	67.0	2142	38	85	67	2464	2543	131	33	65	1816	97
UPE	1749	985	56.3	547	28	17	9	362	535	125	11	7	264	14
	17872	10570	59.1	3393	98	209	183	6570	4382	271	148	103	5193	233
BARBARA	54856	32838	59.9	17047	289	412	438	14212	18093	829	201	828	10872	463
MARIA	28286	16430	58.1	5084	117	225	201	10566	6851	581	210	118	7955	265
NG	3434	2439	71.0	559	8	41	20	1782	775	27	18	18	1486	48
ED GOLETA INCORPD	25161	15938	63.3	6921	141	327	262	8073	7744	342	119	299	6462	326
TON	2063	1393	67.5	412	6	31	20	907	559	18	26	8	717	22
ED MONTECITO INCO	6409	3960	61.8	1373	17	51	37	2439	1561	31	14	53	2072	71
INCORPORATED AREA	71772	44754	62.4	14942	306	676	580	27676	17473	739	405	752	22765	927

***ABSENTEE TOTALS 004	GENERAL ELECTION, NOVEMBER 8, 1994 STATE OFFICES														
	REGISTRATION	BALLOTS CAST	TURNOUT	GOVERNOR KATHLEEN BROWN (DEM)	GLORIA E. LA RIVA (PFP)	JEROME MC CREADY (AIP)	RICHARD RIDER (LIB)	PETE WILSON (REP)	LIEUTENANT GOVERNOR GRAY DAVIS (DEM)	J. LUIS GOMEZ (PFP)	ROBERT W. LEWIS (AIP)	DANIEL MOSES (GRN)	CATHIE WRIGHT (REP)	BOB NEW (LIB)	
SANTA BARBARA COUNTY	218859	30268	13.8	10309	168	377	323	18659	12844	424	234	373	14990	507	
22ND CONGRESSIONAL	211560	29284	13.8	9875	165	363	310	18154	12349	407	223	364	14587	490	
23RD CONGRESSIONAL	7299	984	13.5	434	3	14	13	505	495	17	11	9	403	17	
18TH STATE SENATORIAL	218859	30268	13.8	10309	168	377	323	18659	12844	424	234	373	14990	507	
33RD STATE ASSEMBLY	77094	9874	12.8	2689	50	145	118	6733	3831	185	102	69	5299	163	
35TH STATE ASSEMBLY	141765	20394	14.4	7620	118	232	205	11926	9013	239	132	304	9691	344	
1ST SUPERVISORIAL	45095	6374	14.1	2618	37	70	58	3502	2964	99	41	116	2830	119	
2ND SUPERVISORIAL	51126	9072	17.7	3387	41	92	96	5326	4138	78	50	107	4281	135	
3RD SUPERVISORIAL	47666	5203	10.9	1672	42	73	57	3284	1993	63	43	85	2739	98	
4TH SUPERVISORIAL	40343	5104	12.7	1258	25	86	66	3604	1851	66	52	38	2895	91	
5TH SUPERVISORIAL	34629	4515	13.0	1374	23	56	46	2943	1898	118	48	27	2245	64	
CARPINTERIA	7257	1037	14.3	448	3	14	14	543	526	17	12	9	423	18	
GUADALUPE	1749	198	11.3	107	3	4	1	81	101	30	5	1	57	0	
Lompoc	17872	1869	10.5	569	14	40	30	1190	769	40	22	18	946	37	
SANTA BARBARA	54856	8270	15.1	3608	48	88	85	4330	4164	124	46	141	3377	140	
SANTA MARIA	26286	3786	13.4	1141	19	42	42	2478	1599	81	39	23	1887	57	
SOLVANG	3434	608	17.7	140	4	9	4	440	191	2	5	1	374	14	
PROPOSED GOLETA INCORPO	25161	3650	14.5	1331	24	51	39	2145	1637	41	24	54	1725	50	
BUELLTON	2063	346	16.8	105	3	10	3	219	157	2	8	1	158	8	
PROPOSED MONTECITO INCO	6409	1096	17.1	297	3	7	7	767	359	3	3	12	666	19	
UNINCORPORATED AREA	71772	9408	13.1	2563	47	112	98	6466	3341	84	70	113	5377	164	

GENERAL ELECTION, NOVEMBER 8, 1994
STATE OFFICES

004

	REGISTRATION	BALLOTS CAST	TURNOUT	GOVERNOR KATHLEEN BROWN (DEM)	GLORIA E. LA RIVA (PFP)	JEROME MC CREADY (AIP)	RICHARD RIDER (LIB)	PETE WILSON (REP)	LIEUTENANT GOVERNOR GRAY DAVIS (DEM)	J. LUIS GOMEZ (PFP)	ROBERT W. LEWIS (AIP)	DANIEL MOSES (GRN)	CATHIE WRIGHT (REP)	BOB NEW (LIB)
5619-COSM 56-19	564	289	51.2	60	0	2	0	225	89	5	2	1	185	4
5620-COSM 56-20	777	437	57.3	110	5	7	9	321	182	10	4	1	231	10
5621-COSM 56-21	707	383	54.2	91	0	0	6	274	153	7	6	6	199	5
5622-COSM 56-22	541	288	53.2	75	0	1	8	205	105	5	4	3	152	9
5623-COSM 56-23	766	351	45.8	96	2	3	5	242	121	7	2	2	207	4
5624-COSM 56-24	806	284	35.2	59	2	6	5	210	93	3	5	1	168	6
5625-COSM 56-25	745	443	59.5	38	1	3	3	97	58	6	1	2	62	7
5626-COSM 56-26	645	227	35.2	85	1	10	5	121	101	10	1	1	99	5
5627-COSM 56-27	758	328	43.1	103	3	3	4	111	103	24	5	5	83	2
5628-COSM 56-28	1325	577	43.5	308	3	6	5	240	304	71	8	4	167	7
5629-COSM 56-29	550	288	52.2	81	3	5	3	107	96	18	6	1	77	0
5630-COSM 56-30	599	227	37.9	84	3	5	2	126	115	14	5	1	77	0
5631-COSM 56-31	486	148	31.6	55	2	1	1	86	63	3	3	1	68	6
5632-COSM 56-32	425	250	59.0	59	1	4	2	183	104	6	1	2	133	1
5633-COSM 56-33	620	325	52.4	77	1	3	2	239	111	15	3	1	182	4
5634-COSM 56-34	553	307	55.5	77	4	7	1	211	118	8	4	1	164	2
5635-COSM 56-35	761	507	66.6	140	8	13	8	332	211	21	10	5	237	8
5636-COSM 56-36	366	185	50.5	53	3	3	4	122	75	7	4	0	94	2
5637-COSM 56-37	480	323	67.3	90	0	8	3	218	142	3	8	4	156	5
5638-COSM 56-38	639	319	49.9	95	2	6	7	202	123	11	5	4	163	4
5639-COSM 56-39	437	188	42.8	90	8	5	1	51	93	17	2	2	38	2
5640-COSM 56-40	557	282	50.4	97	3	0	3	95	121	9	0	0	63	1
5641-COSM 56-41	933	403	43.2	146	4	5	1	244	207	20	1	1	156	4
5642-COSM 56-42	726	388	53.4	129	2	2	3	166	136	29	3	3	118	3
5643-COSM 56-43	747	422	56.4	139	2	4	1	343	227	9	6	0	234	6
5701-COG 57-01	777	319	41.1	198	9	4	4	94	186	44	2	3	45	6
5702-COG 57-02	872	488	55.9	242	16	9	4	187	248	51	4	3	142	8
ABSENTEE TOTALS	218859	30268	13.8	10309	168	377	323	18659	12844	424	234	373	14990	507
GRAND TOTALS	218859	134171	61.3	52420	1048	2074	1817	75051	60516	3094	1185	2251	59602	2666

GENERAL ELECTION, NOVEMBER 8, 1994
STATE OFFICES

TOTALS	REGISTRATION	BALLOTS CAST	TURNOUT	SECRETARY OF STATE PEGGY CHRISTENSEN (LIB)	ISRAEL FEUER (PFP)	MARGARET GARCIA (GRN)	BILL JONES (REP)	TONY MILLER (DEM)	DOROTHY K. ROBBINS (AIP)	CONTROLLER KATHLEEN CONNELL (DEM)	NATHAN E. JOHNSON (AIP)	CULLENE MARIE LANG (LIB)	TOM MC CLINTOCK (REP)	ELIZABETH NAKANO (PFP)
SANTA BARBARA COUNTY	218859	134171	61.3	3643	1767	5283	60901	50953	2833	56753	2156	126	62737	2572
LEGISLATIVE ASSEMBLY	211560	129312	61.1	3494	1718	5036	59024	48848	2730	54487	2071	1647	60696	2482
LEGISLATIVE SENATORIAL	7299	4859	66.6	149	49	247	1877	2105	103	2266	85	79	2041	90
LEGISLATIVE ASSEMBLY	218859	134171	61.3	3643	1767	5283	60901	50953	2833	56753	2156	1726	62737	2572
LEGISLATIVE SENATORIAL	77094	47477	61.8	1173	553	1436	26791	14701	946	16908	953	487	26338	877
LEGISLATIVE ASSEMBLY	141765	86494	61.0	2470	1214	3847	34110	36252	1887	39845	1203	1239	36399	1695
JUDICIAL SUPERVISORIAL	45095	27042	60.0	764	405	1422	9623	12273	549	13475	338	395	10402	591
JUDICIAL SUPERVISORIAL	51126	33700	65.9	890	409	1276	13228	14660	773	15765	388	461	14316	586
JUDICIAL SUPERVISORIAL	47666	27152	57.0	852	420	1187	12075	9730	604	11067	504	394	12507	554
JUDICIAL SUPERVISORIAL	40343	25913	64.2	631	240	615	15067	7673	352	8822	315	251	14869	378
JUDICIAL SUPERVISORIAL	34629	20364	58.8	506	293	783	10908	6617	355	7624	411	225	10643	463
LOCAL OFFICIALS	7257	4864	67.0	141	52	250	1847	2140	100	2302	84	77	2010	90
LOCAL OFFICIALS	1749	985	56.3	22	32	109	282	462	22	557	28	5	277	61
LOCAL OFFICIALS	17872	10570	59.1	314	125	378	5316	3675	257	4265	247	132	5264	219
LOCAL OFFICIALS	54856	32838	59.9	952	508	1756	10638	15703	732	17308	413	496	11600	718
LOCAL OFFICIALS	26286	16430	58.1	410	235	603	8815	5340	295	6114	331	182	8622	367
LOCAL OFFICIALS	3434	2439	71.0	74	14	41	1453	671	42	723	32	24	1513	5
LOCAL OFFICIALS	25161	15938	63.3	460	207	625	6280	6693	463	7204	237	225	6883	335
LOCAL OFFICIALS	2063	1393	67.5	45	12	25	738	466	33	526	33	13	729	15
LOCAL OFFICIALS	6409	3960	61.8	88	40	80	2044	1368	69	1438	20	37	2147	53
LOCAL OFFICIALS	71772	44754	62.4	1137	542	1416	23488	14435	820	16316	731	535	23692	709

***ABSENTEE TOTALS
005

GENERAL ELECTION, NOVEMBER 8, 1994
STATE OFFICES

	REGISTRATION	BALLOTS CAST	TURNOUT	SECRETARY OF STATE PEGGY CHRISTENSEN (LIB)	ISRAEL FEUER (PFP)	MARGARET GARCIA (GRN)	BILL JONES (REP)	TONY MILLER (DEM)	DOROTHY K. ROBBINS (AIP)	CONTROLLER KATHLEEN CONNELL (DEM)	NATHAN E. JOHNSON (AIP)	CULLENE MARIE LANG (LIB)	TOM MC CLINTOCK (REP)	ELIZABETH NAKANO (PFP)
SANTA BARBARA COUNTY	218859	30268	13.8	691	254	836	15179	11202	511	11546	354	330	16028	440
22ND CONGRESSIONAL	211560	29284	13.8	671	247	803	14793	10731	498	11091	341	318	15589	424
23RD CONGRESSIONAL	7299	984	13.5	20	7	33	386	471	13	455	13	12	439	16
18TH STATE SENATORIAL	218859	30268	13.8	691	254	836	15179	11202	511	11546	354	330	16028	440
33RD STATE ASSEMBLY	77094	9874	12.8	224	71	229	5581	3224	185	3444	154	104	5668	143
35TH STATE ASSEMBLY	141765	20394	14.4	467	183	607	9598	7978	326	8102	200	226	10360	297
1ST SUPERVISORIAL	45095	6374	14.1	137	69	227	2818	2654	92	2723	55	80	3036	105
2ND SUPERVISORIAL	51126	9072	17.7	193	70	217	4241	3654	154	3662	82	96	4602	115
3RD SUPERVISORIAL	47466	5203	10.9	147	45	170	2704	1734	88	1790	67	55	2888	82
4TH SUPERVISORIAL	40343	5104	12.7	112	33	97	2983	1575	110	1674	82	51	3045	57
5TH SUPERVISORIAL	34629	4515	13.0	102	37	125	2433	1585	67	1697	68	48	2457	81
CARPINTERIA	7257	1037	14.3	20	7	34	415	492	14	481	12	12	465	16
GUADALUPE	1749	198	11.3	2	5	27	57	95	5	114	5	0	59	13
LONPOC	17872	1869	10.5	55	13	59	956	669	39	729	39	24	981	29
SANTA BARBARA	54856	8270	15.1	196	85	290	3359	3665	149	3798	75	103	3655	128
SANTA MARIA	28286	3786	13.4	94	28	89	2046	1326	58	1408	58	45	2068	65
SOLVANG	3434	608	17.7	18	0	6	356	178	8	175	9	7	375	1
PROPOSED GOLETA INCORP	25161	3650	14.5	82	35	99	1689	1442	74	1415	48	40	1852	64
BUELLTON	2063	346	16.8	11	1	7	164	135	8	135	4	2	186	2
PROPOSED MONTECITO INCO	6409	1096	17.1	17	9	13	661	331	13	312	1	12	688	13
UNINCORPORATED AREA	71772	9408	13.1	196	71	212	5476	2869	143	2979	103	85	5699	109

GENERAL ELECTION, NOVEMBER 8, 1994
STATE OFFICES

005

Table with columns: REGISTRATION, BALLOTS CAST, TURNOUT, SECRETARY OF STATE (PEGGY CHRISTENSEN, ISRAEL FEUER, MARGARET GARCIA, BILL JONES, TONY MILLER, DOROTHY K. ROBBINS), CONTROLLER (KATHLEEN CONNELL, NATHAN E. JOHNSON), CULLENE MARIE LANG, TOM MC CLINTOCK, ELIZABETH NAKANO. Rows list various precincts and their corresponding counts for each office.

005

GENERAL ELECTION, NOVEMBER 8, 1994
STATE OFFICES

	REGISTRATION	BALLOTS CAST	TURNOUT	SECRETARY OF STATE PEGGY CHRISTENSEN (LIB)	ISRAEL FEUER (PPP)	MARGARET GARCIA (GRN)	BILL JONES (REP)	TONY MILLER (DEM)	DOROTHY K. ROBBINS (AIP)	CONTROLLER KATHLEEN CONNELL (DEM)	NATHAN E. JOHNSON (AIP)	CULLENE MARIE LANG (LIB)	TOM MC CLINTOCK (REP)	ELIZABETH NAKANO (PPP)
5619-COSH 56-19	564	289	51.2	2	2	6	198	73	1	88	3	1	188	2
5620-COSH 56-20	797	457	57.3	20	6	14	271	108	9	143	11	7	249	12
5621-COSH 56-21	707	383	54.2	5	2	14	229	107	7	127	2	1	231	5
5622-COSH 56-22	541	288	53.2	6	2	5	170	91	1	95	4	3	167	4
5623-COSH 56-23	766	351	45.8	6	6	6	212	96	10	110	8	1	210	6
5624-COSH 56-24	606	284	46.9	9	2	5	187	66	6	70	10	6	163	2
5625-COSH 56-25	345	143	41.4	6	1	6	78	43	0	47	4	3	78	3
5626-COSH 56-26	625	227	36.3	8	1	8	106	91	4	83	7	7	104	7
5627-COSH 56-27	758	228	30.1	9	8	20	100	76	7	103	9	1	93	13
5628-COSH 56-28	1325	577	43.5	13	33	62	197	231	13	299	16	8	160	33
5629-COSH 56-29	558	202	36.2	4	5	13	78	87	6	102	6	1	75	10
5630-COSH 56-30	599	227	37.9	3	1	11	96	91	5	108	7	0	85	8
5631-COSH 56-31	466	148	31.8	4	3	2	75	54	6	60	5	3	70	3
5632-COSH 56-32	425	250	58.8	3	2	6	159	68	1	72	4	1	162	2
5633-COSH 56-33	620	325	52.4	7	4	9	197	78	3	95	6	1	204	5
5634-COSH 56-34	563	307	54.5	12	1	10	185	81	5	99	10	6	175	6
5635-COSH 56-35	961	507	52.8	10	3	22	290	142	9	188	9	6	262	13
5636-COSH 56-36	386	185	47.9	6	2	4	98	64	4	66	5	2	102	1
5637-COSH 56-37	690	322	46.7	4	2	8	173	119	9	129	5	3	159	7
5638-COSH 56-38	639	319	49.9	7	9	15	176	95	6	112	7	4	174	8
5639-COSH 56-39	457	160	35.0	4	5	29	40	66	5	95	4	3	34	11
5640-COSH 56-40	557	202	36.3	7	8	13	70	88	5	107	6	2	69	10
5641-COSH 56-41	933	402	43.1	12	4	20	180	159	6	175	10	0	187	8
5642-COSH 56-42	726	308	42.4	10	8	31	129	106	6	154	4	1	122	11
5643-COSH 56-43	947	492	52.0	12	7	8	275	167	8	180	8	2	272	5
5701-COG 57-01	777	319	41.1	8	18	36	67	161	5	203	11	4	52	24
5702-COG 57-02	972	468	48.1	12	9	46	158	206	12	240	12	1	166	24
ABSENTEE TOTALS	218859	30268	13.8	691	254	836	15179	11202	511	11546	354	330	16028	440
GRAND TOTALS	218859	134171	61.3	3643	1767	5283	60901	50953	2833	56753	2156	1726	62737	2572

GENERAL ELECTION, NOVEMBER 8, 1994
STATE OFFICES

ND TOTALS	REGISTRATION	BALLOTS CAST	TURNOUT	TREASURER	PHIL ANGELIDES (DEM)	MATTHEW K. FONG (REP)	GEORGE M. MC COY (AIP)	JON PETERSEN (LIB)	JAN B. TUCKER (PFP)	ATTORNEY GENERAL	RICHARD N. BURNS (LIB)	ROBERT J. EVANS (PFP)	DANIEL E. LUNGREN (REP)	TOM UMBERG (DEM)
BARBARA COUNTY	218859	134171	61.3	49503	64178	3076	4676	3053		4174	4326	65705	50285	
CONGRESSIONAL	211560	129312	61.1	47516	62080	2955	4495	2929		4020	4161	63549	48260	
CONGRESSIONAL	7299	4859	66.6	1987	2098	121	181	124		154	165	2156	2025	
STATE SENATORIAL	218859	134171	61.3	49503	64178	3076	4676	3053		4174	4326	65705	50285	
STATE ASSEMBLY	77094	47677	61.8	15313	25724	1563	1737	934		1306	1319	26758	16081	
STATE ASSEMBLY	141765	86494	61.0	34190	38454	1513	2939	2119		2868	3007	38947	34204	
SUPERVISORIAL	45095	27042	60.0	11537	11148	486	920	725		918	1065	11210	11531	
SUPERVISORIAL	51126	33700	65.9	13498	15244	539	1083	736		1049	1013	15439	13467	
SUPERVISORIAL	47666	27152	57.0	9579	12842	548	1004	678		955	984	13121	9635	
SUPERVISORIAL	40343	25913	64.2	8040	14471	810	959	434		710	621	15204	8316	
SUPERVISORIAL	34629	20364	58.8	6849	10473	693	710	480		542	643	10731	7336	
ANTERIA	7257	4864	67.0	2029	2068	123	175	123		152	164	2133	2050	
LUPE	1749	985	56.3	488	301	49	38	43		27	82	286	514	
C	17872	10570	59.1	3924	5026	387	477	241		347	348	5475	3929	
BARBARA	54856	32838	59.9	14768	12650	575	1134	912		1162	1289	12713	14748	
MARIA	28286	16430	58.1	5474	8492	569	562	387		429	514	8667	5915	
NG	3434	2439	71.0	618	1495	39	80	30		43	28	1558	657	
SED GOLETA INCORPO	25161	15938	63.3	6306	7202	316	513	368		539	536	7328	6256	
TON	2063	1393	67.5	474	689	48	58	31		33	37	744	490	
SED MONTECITO INCO	6409	3960	61.8	1138	2306	33	115	63		87	91	2296	1188	
ORPORATED AREA	71772	44754	62.4	14284	23949	937	1524	855		1355	1237	24505	14538	

***ABSENTEE TOTALS
006

GENERAL ELECTION, NOVEMBER 8, 1994
STATE OFFICES

	REGISTRATION	BALLOTS CAST	TURNOUT	TREASURER	PHIL ANGELIDES (DEM)	MATTHEW K. FONG (REP)	GEORGE M. MC COY (ATP)	JON PETERSEN (LIB)	JAN B. TUCKER (PFP)	ATTORNEY GENERAL	RICHARD N. BURNS (LIB)	ROBERT J. EVANS (PFP)	DANIEL E. LUNGREN (REP)	TOM UMBERG (DEM)
SANTA BARBARA COUNTY	218859	30268	13.8	10207	16413	490	856	518		807	749	16720	10271	
22ND CONGRESSIONAL	211560	29284	13.8	9786	15970	473	828	501		777	713	16267	9862	
23RD CONGRESSIONAL	7299	984	13.5	421	443	17	28	17		30	36	453	409	
18TH STATE SENATORIAL	218859	30268	13.8	10207	16413	490	856	518		807	749	16720	10271	
33RD STATE ASSEMBLY	77094	9874	12.8	3105	5667	237	305	148		241	232	5799	3258	
35TH STATE ASSEMBLY	141765	20394	14.4	7102	10746	253	551	370		566	517	10921	7013	
1ST SUPERVISORIAL	45095	6374	14.1	2329	3219	71	198	124		190	209	3236	2297	
2ND SUPERVISORIAL	51126	9072	17.7	3223	4808	105	214	137		235	178	4899	3170	
3RD SUPERVISORIAL	47666	5203	10.9	1619	2882	83	151	110		149	142	2947	1619	
4TH SUPERVISORIAL	40343	5104	12.7	1513	3036	100	158	70		140	86	3112	1588	
5TH SUPERVISORIAL	34629	4515	13.0	1523	2468	131	135	77		93	134	2526	1597	
CARPINTERIA	7257	1037	14.3	442	472	17	29	18		31	36	481	431	
GUADALUPE	1749	198	11.3	98	68	10	3	9		6	21	68	94	
LOMPOC	17872	1869	10.5	661	972	49	72	30		59	50	1016	677	
SANTA BARBARA	54856	8270	15.1	3266	3926	94	240	164		258	233	3961	3218	
SANTA MARIA	28286	3786	13.4	1266	2071	112	118	63		75	108	2119	1341	
SOLVANG	3434	608	17.7	157	370	7	18	7		11	5	403	151	
PROPOSED GOLETA INCORPO	25161	3650	14.5	1300	1899	58	78	65		87	85	1953	1290	
BUELLTON	2063	346	16.8	116	173	8	14	8		12	10	176	126	
PROPOSED MONTECITO INCO	6409	1096	17.1	250	727	8	29	13		22	15	740	256	
UNINCORPORATED AREA	71772	9408	13.1	2651	5735	127	255	141		246	186	5803	2687	

GENERAL ELECTION, NOVEMBER 8, 1994
STATE OFFICES

006

	REGISTRATION	BALLOTS CAST	TURNOUT	TREASURER PHIL ANGELIDES (DEM)	MATTHEW K. FONG (REP)	GEORGE M. MC COY (AIP)	JON PETERSEN (LIB)	JAN B. TUCKER (PPF)	ATTORNEY GENERAL RICHARD N. BURNS (LIB)	ROBERT J. EVANS (PPF)	DANIEL E. LUNGREN (REP)	TOM UMBERG (DEM)			
5619-COSM 56-19	564	289	51.2	70	195	6	5	3	3	6	195	77			
5620-COSM 56-20	797	457	57.3	122	246	24	20	6	18	14	251	137			
5621-COSM 56-21	707	383	54.2	116	220	6	11	8	7	9	225	122			
5622-COSM 56-22	541	288	53.2	89	168	2	10	7	8	9	177	81			
5623-COSM 56-23	766	351	45.8	103	209	11	6	4	4	5	204	108			
5624-COSM 56-24	606	284	46.9	76	173	7	9	6	11	6	185	69			
5625-COSM 56-25	345	143	41.4	42	73	6	8	3	8	3	69	50			
5626-COSM 56-26	625	227	36.3	79	102	10	10	1	6	9	111	80			
5627-COSM 56-27	758	228	30.1	84	94	10	12	14	5	16	98	100			
5628-COSM 56-28	1325	577	43.5	266	196	24	22	24	18	44	203	263			
5629-COSM 56-29	558	202	36.2	84	80	7	5	12	2	10	84	94			
5630-COSM 56-30	599	227	37.9	88	89	16	10	5	7	10	90	97			
5631-COSM 56-31	466	148	31.8	50	72	4	7	7	6	5	81	51			
5632-COSM 56-32	425	230	58.8	69	160	8	4	1	4	4	152	85			
5633-COSM 56-33	620	325	52.4	77	197	8	12	4	12	3	198	86			
5634-COSM 56-34	563	307	54.5	82	175	12	16	4	18	9	160	104			
5635-COSM 56-35	961	507	52.8	159	275	12	13	15	11	13	254	195			
5636-COSM 56-36	386	185	47.9	62	92	10	5	3	6	2	104	62			
5637-COSM 56-37	690	322	46.7	121	153	11	11	5	6	9	165	129			
5638-COSM 56-38	639	319	49.9	106	156	15	14	12	13	7	167	118			
5639-COSM 56-39	457	160	35.0	85	44	7	6	4	8	12	41	85			
5640-COSM 56-40	557	202	36.3	96	63	13	12	7	7	17	69	99			
5641-COSM 56-41	933	402	43.1	152	179	21	12	13	8	13	178	178			
5642-COSM 56-42	726	308	42.4	121	122	13	18	13	8	15	137	130			
5643-COSM 56-43	947	492	52.0	187	234	11	16	9	15	9	266	170			
5701-COG 57-01	777	319	41.1	171	79	10	17	16	10	30	66	182			
5702-COG 57-02	972	468	48.1	219	154	29	18	18	11	31	152	238			
ABSENTEE TOTALS	218859	30268	13.8	10207	16413	490	856	518	807	749	16720	10271			
GRAND TOTALS	218859	134171	61.3	49503	64178	3076	4676	3053	4174	4326	65705	50285			

GENERAL ELECTION, NOVEMBER 8, 1994
STATE OFFICES

ND TOTALS	REGISTRATION	BALLOTS CAST	TURNOUT	INSURANCE COMMISSIONER TED BROWN (LIB)	TOM CONDIT (PFP)	A. JACQUES (AIP)	ART TORRES (DEM)	CHUCK QUACKENBUSH (REP)	STATE BOARD OF EQUALIZATION - 2ND DIST. DEAN ANDAL (REP)	ROBERT PRESLEY (DEM)	ERNEST VANCE (AIP)						
BARBARA COUNTY	218859	134171	61.3	5011	2349	2047	47194	67590	6204	47849	7388						
CONGRESSIONAL	211560	129312	61.1	4797	2268	1983	45272	65359	60281	45891	7118						
CONGRESSIONAL	7299	4859	66.6	214	81	64	1922	2231	2023	1958	270						
STATE SENATORIAL	218859	134171	61.3	5011	2349	2047	47194	67590	62304	47849	7388						
STATE ASSEMBLY	77094	47477	61.8	1672	640	1185	13134	28605	26241	14917	2885						
STATE ASSEMBLY	141765	86494	61.0	3339	1709	862	34060	38985	36063	32932	4503						
SUPERVISORIAL	45095	27042	60.0	1050	556	254	11917	11035	10279	11341	1443						
SUPERVISORIAL	51124	33700	65.9	1240	597	307	13391	15416	14190	12919	1654						
SUPERVISORIAL	47466	27152	57.0	1110	575	344	9112	13403	12402	9076	1517						
SUPERVISORIAL	40343	25913	64.2	871	326	720	6600	16214	14873	7505	1554						
SUPERVISORIAL	34429	20364	58.8	740	295	422	6174	11522	10560	7008	1220						
ANTERIA	7257	4864	67.0	217	75	66	1948	2211	1992	1989	277						
LUPE	1749	985	56.3	38	26	26	508	315	251	593	55						
BARBARA	17872	10570	59.1	436	195	319	3259	5855	5230	3732	767						
MARIA	54856	32838	59.9	1291	727	302	15163	12478	11453	14484	1778						
ING	26286	16430	58.1	595	229	341	4912	9368	8545	5583	1021						
ISED GOLETA INCORPO	3434	2439	71.0	66	27	29	554	1582	1485	593	93						
TON	25161	15938	63.3	625	308	193	6139	7390	6806	5997	833						
SED MONTECITO INCO	2063	1393	67.5	46	25	22	365	833	715	435	94						
CORPORATED AREA	4409	3960	61.8	123	47	26	1238	2202	2137	1100	146						
	71772	44754	62.4	1574	690	723	13108	25356	23670	13343	2324						

***ABSENTEE TOTALS 007	GENERAL ELECTION, NOVEMBER 8, 1994 STATE OFFICES														
	REGISTRATION	BALLOTS CAST	TURNOUT	INSURANCE COMMISSIONER TED BROWN (LIB)	TOM CONDIT (PPF)	A. JACQUES (AIP)	ART TORRES (DEM)	CHUCK QUACKENBUSH (REP)		STATE BOARD OF EQUALIZATION - 2ND DIST. DEAN ANDAL (REP)	ROBERT PRESLEY (DEM)	ERNEST VANCE (AIP)			
SANTA BARBARA COUNTY	218859	30268	13.8	1120	409	397	9821	16629		15590	9907	1461			
22ND CONGRESSIONAL	211560	29284	13.8	1084	392	380	9415	16174		15171	9500	1415			
23RD CONGRESSIONAL	7299	984	13.5	36	17	17	406	455		419	407	46			
18TH STATE SENATORIAL	218859	30268	13.8	1120	409	397	9821	16629		15590	9907	1461			
33RD STATE ASSEMBLY	77094	9874	12.8	399	113	212	2769	5947		5555	3046	551			
35TH STATE ASSEMBLY	141765	20394	14.4	721	296	185	7052	10682		10035	6861	910			
1ST SUPERVISORIAL	45095	6374	14.1	218	101	53	2418	3138		2963	2331	290			
2ND SUPERVISORIAL	51126	9072	17.7	327	113	71	3151	4782		4467	3071	369			
3RD SUPERVISORIAL	47666	5203	10.9	184	82	64	3544	2940		2771	1520	266			
4TH SUPERVISORIAL	40343	5104	12.7	218	52	133	1297	3180		2989	1421	300			
5TH SUPERVISORIAL	34629	4515	13.0	173	61	76	1411	2589		2400	1564	236			
CARPINTERIA	7257	1037	14.3	39	17	17	423	487		445	430	51			
GUADALUPE	1749	198	11.3	9	3	7	106	63		57	114	9			
LOMPOC	17872	1869	10.5	95	25	49	594	1026		968	636	122			
SANTA BARBARA	54856	8270	15.1	300	132	65	3347	3794		3544	3249	383			
SANTA MARIA	28286	3786	13.4	142	50	64	1171	2179		2027	1293	207			
SOLVANG	3434	608	17.7	23	8	5	147	370		355	142	34			
PROPOSED GOLETA INCORPO	25161	3650	14.5	137	59	37	1240	1920		1801	1208	167			
SUELLTON	2063	346	16.8	12	8	7	90	200		157	115	29			
PROPOSED MONTECITO INCO	6409	1096	17.1	28	8	5	281	699		678	243	39			
UNINCORPORATED AREA	71772	9408	13.1	335	99	141	2422	5891		5558	2477	420			

GENERAL ELECTION, NOVEMBER 8, 1994
STATE OFFICES

	REGISTRATION	BALLOTS CAST	TURNOUT	INSURANCE COMMISSIONER TED BROWN (LIB)	TOM CONDIT (PFP)	A. JACQUES (AIP)	ART TORRES (DEM)	CHUCK QUACKENBUSH (REP)	STATE BOARD OF EQUALIZATION - 2ND DIST. DEAN ANDAL (REP)	ROBERT PRESLEY (DEM)	ERNEST VANCE (AIP)					
5619-COSM 56-19	564	289	51.2	4	2	8	62	201	193	76	3					
5620-COSM 56-20	797	457	57.3	21	9	15	111	261	254	120	34					
5621-COSM 56-21	707	383	54.2	12	5	8	99	233	219	110	17					
5622-COSM 56-22	541	288	53.2	9	3	1	75	184	163	86	17					
5623-COSM 56-23	766	351	45.8	9	1	5	82	234	211	100	19					
5624-COSM 56-24	606	284	46.9	13	2	6	55	193	191	64	14					
5625-COSM 56-25	345	143	41.4	9	3	6	33	82	83	41	12					
5626-COSM 56-26	625	227	36.3	7	5	4	76	112	96	85	16					
5627-COSM 56-27	758	228	30.1	9	12	4	99	93	91	110	16					
5628-COSM 56-28	1325	577	43.5	32	16	12	251	210	194	287	50					
5629-COSM 56-29	558	202	36.2	7	4	6	91	82	87	92	14					
5630-COSM 56-30	599	227	37.9	7	5	7	81	106	93	99	18					
5631-COSM 56-31	466	148	31.8	3	6	6	46	80	71	38	11					
5632-COSM 56-32	425	250	58.8	3	1	4	56	176	168	83	8					
5633-COSM 56-33	620	325	52.4	12	1	7	60	222	200	73	19					
5634-COSM 56-34	563	307	54.5	15	3	4	71	197	179	84	15					
5635-COSM 56-35	961	507	52.8	21	10	12	148	288	261	171	33					
5636-COSM 56-36	386	185	47.9	4	2	4	54	112	102	62	8					
5637-COSM 56-37	690	322	46.7	9	4	12	93	187	153	119	25					
5638-COSM 56-38	639	319	49.9	12	2	4	84	206	177	105	20					
5639-COSM 56-39	457	160	35.0	4	3	3	87	49	40	94	12					
5640-COSM 56-40	557	202	36.3	8	4	3	101	73	66	109	14					
5641-COSM 56-41	933	402	43.1	13	9	7	145	205	175	167	24					
5642-COSM 56-42	726	308	42.4	17	5	14	129	123	132	121	27					
5643-COSM 56-43	947	492	52.0	15	2	6	127	306	259	172	26					
5701-COG 57-01	777	319	41.1	12	13	9	182	77	59	211	18					
5702-COG 57-02	972	468	48.1	17	10	10	220	175	135	268	28					
ABSENTEE TOTALS	218859	30268	13.8	1120	409	397	9821	16629	15590	9907	1461					
GRAND TOTALS	218859	134171	61.3	5011	2349	2047	47194	67590	62304	47849	7388					

GRAND TOTALS	GENERAL ELECTION, NOVEMBER 8, 1994													
	REGISTRATION	BALLOTS CAST	TURNOUT	STATE ASSEMBLY 35TH DISTRICT CHRIS D. BLUNT (LIB)	BROOKS FIRESTONE (REP)	MINDY LORENZ (DEM)	T.G. STAFFORD (GRN)							
SANTA BARBARA COUNTY	141765	86508	61.0	1427	43777	35137	1555							
CONGRESSIONAL	134466	81646	60.7	1340	41364	33121	1462							
CONGRESSIONAL	7299	4862	66.6	87	2413	2016	93							
STATE SENATORIAL	141765	86508	61.0	1427	43777	35137	1555							
STATE ASSEMBLY	141765	86508	61.0	1427	43777	35137	1555							
SUPERVISORIAL	45095	27048	60.0	429	12458	12258	489							
SUPERVISORIAL	51126	33706	65.9	541	17110	13749	548							
SUPERVISORIAL	44952	25391	56.5	447	13976	9039	511							
SUPERVISORIAL	592	363	61.3	10	233	91	7							
INTERIA	7257	4867	67.1	86	2391	2042	90							
SANTA BARBARA	54856	32840	59.9	576	14126	15710	631							
UNINCORPORATED	3434	2441	71.1	22	1846	457	18							
UNINCORPORATED GOLETA INCORPORATED	25161	15939	63.3	321	8132	6361	287							
UNINCORPORATED MOUNTAIN VIEW	2063	1392	67.5	17	939	353	24							
UNINCORPORATED MONTECITO INCORPORATED	6409	3963	61.8	42	2506	1161	36							
UNINCORPORATED UNINCORPORATED AREA	42585	25066	58.9	363	13837	9053	467							

***ABSENTEE TOTALS 010		GENERAL ELECTION, NOVEMBER 8, 1994												
	REGISTRATION	BALLOTS CAST	TURNOUT	STATE ASSEMBLY 35TH DISTRICT CHRIS D. BLUNT (LIB)	BROOKS FIRESTONE (REP)	MINDY LORENZ (DEM)	T.G. STAFFORD (GRN)							
SANTA BARBARA COUNTY	141765	20407	14.4	259	12079	6940	237							
22ND CONGRESSIONAL	134466	19422	14.4	246	11570	6533	228							
23RD CONGRESSIONAL	7299	985	13.5	13	509	407	9							
18TH STATE SENATORIAL	141765	20407	14.4	259	12079	6940	237							
35TH STATE ASSEMBLY	141765	20407	14.4	259	12079	6940	237							
1ST SUPERVISORIAL	45095	6381	14.2	80	3553	2406	74							
2ND SUPERVISORIAL	51126	9083	17.8	112	5362	3079	112							
3RD SUPERVISORIAL	44952	4879	10.9	64	3117	1442	51							
5TH SUPERVISORIAL	592	64	10.8	3	47	13	0							
CARPINTERIA	7257	1039	14.3	12	547	425	9							
SANTA BARBARA	54856	8279	15.1	122	4356	3303	116							
SOLVANG	3434	609	17.7	9	467	106	2							
PROPOSED GOLETA INCORPO	25161	3645	14.5	52	2123	1248	50							
BUELLTON	2063	346	16.8	2	243	85	3							
PROPOSED MONTECITO INCO	6409	1098	17.1	4	796	244	8							
UNINCORPORATED AREA	42585	5391	12.7	58	3547	1529	49							

AND TOTALS	GENERAL ELECTION, NOVEMBER 8, 1994 JUDICIAL OFFICES														
	REGISTRATION	BALLOTS CAST	TURNOUT	FOR ASSOCIATE JUSTICE JOYCE L. KENNARD	YES	NO	FOR ASSOCIATE JUSTICE RONALD M. GEORGE	YES	NO	FOR ASSOCIATE JUSTICE KATHRYN M. WERDEGAR	YES	NO	FOR ASSOCIATE JUSTICE WILLIAM A. MASTERTSON	YES	NO
BARBARA COUNTY	218859	134195	61.3	46263	35821		43184	36900		48256	33015		45735	35974	
CONGRESSIONAL	211560	129333	61.1	44577	34526		41643	35549		46475	31906		44091	34628	
CONGRESSIONAL	7299	4862	66.6	1686	1295		1541	1351		1781	1179		1644	1346	
STATE SENATORIAL	218859	134195	61.3	46263	35821		43184	36900		48256	33085		45735	35974	
STATE ASSEMBLY	77094	47687	61.9	17001	16266		16488	16304		18083	14941		17960	16082	
STATE ASSEMBLY	141765	86508	61.0	29262	19555		26696	20596		30173	18144		27775	19892	
UPERVISORIAL	45095	27048	60.0	9447	5616		8408	6048		9744	5139		8725	5873	
UPERVISORIAL	51126	33706	65.9	11505	7677		10539	8054		11799	7161		10967	7709	
UPERVISORIAL	47666	27156	57.0	8786	6807		8204	7043		9149	6347		8570	6847	
UPERVISORIAL	40343	25915	64.2	9117	9063		8850	9040		9647	8379		9735	8757	
UPERVISORIAL	34629	20370	58.8	7408	6658		7183	6715		7917	6059		7738	6788	
UTERIA	7257	4867	67.1	1683	1289		1543	1338		1780	1171		1641	1334	
UPE	1749	987	56.4	367	351		309	387		412	293		329	421	
BARBARA	17872	10571	59.1	3541	4093		3377	4150		3812	3769		3664	4079	
MARIA	54856	32840	59.9	11284	6911		9937	7522		11591	6364		10353	7246	
ING	28286	16436	58.1	6028	5311		5863	5350		6429	4849		6334	5388	
ED GOLETA INCORPO	3434	2441	71.1	764	587		755	563		795	544		797	545	
ON	25161	15939	63.3	5383	4166		5012	4313		5581	3884		5240	4190	
ED MONTECITO INCO	2063	1392	67.5	459	419		446	412		501	381		484	409	
INCORPORATED AREA	6409	3963	61.8	1428	637		1334	660		1438	602		1364	634	
	71772	44759	62.4	15326	12057		14608	12205		15917	11228		15527	11728	

***ABSENTEE TOTALS 011	GENERAL ELECTION, NOVEMBER 8, 1994 JUDICIAL OFFICES													
	REGISTRATION	BALLOTS CAST	TURNOUT	FOR ASSOCIATE JUSTICE JOYCE L. KENNARD YES	NO	FOR ASSOCIATE JUSTICE RONALD M. GEORGE YES	NO	FOR ASSOCIATE JUSTICE KATHRYN M. WERDEGAR YES	NO	FOR ASSOCIATE JUSTICE WILLIAM A. MASTERSON YES	NO			
SANTA BARBARA COUNTY	218859	30283	13.8	10709	7700	10235	7751	11163	7079	10581	7530			
22ND CONGRESSIONAL	211560	29298	13.8	10352	7480	9901	7520	10790	6877	10228	7316			
23RD CONGRESSIONAL	7299	985	13.5	357	220	334	231	373	202	353	214			
18TH STATE SENATORIAL	218859	30283	13.8	10709	7700	10235	7751	11163	7079	10581	7530			
33RD STATE ASSEMBLY	77094	9876	12.8	3579	3216	3503	3192	3797	2950	3650	3172			
35TH STATE ASSEMBLY	141765	20407	14.4	7130	4484	6732	4559	7366	4129	6931	4358			
1ST SUPERVISORIAL	45095	6381	14.2	2312	1272	2159	1310	2376	1164	2203	1250			
2ND SUPERVISORIAL	51126	9083	17.8	3161	1966	2977	2005	3246	1823	3071	1912			
3RD SUPERVISORIAL	47666	5201	10.9	1736	1344	1671	1337	1827	1232	1737	1286			
4TH SUPERVISORIAL	40343	5101	12.6	1826	1721	1778	1706	1887	1620	1896	1657			
5TH SUPERVISORIAL	34629	4517	13.0	1674	1397	1650	1393	1827	1240	1674	1425			
CARPINTERIA	7257	1039	14.3	379	235	357	244	397	216	378	227			
GUADALUPE	1749	198	11.3	73	72	65	76	80	64	64	78			
LDNPOC	17872	1870	10.5	637	686	609	696	664	653	644	680			
SANTA BARBARA	54856	8279	15.1	2802	1723	2601	1828	2949	1583	2698	1764			
SANTA MARIA	28286	3788	13.4	1404	1154	1391	1151	1536	1020	1414	1177			
SOLVANG	3434	609	17.7	168	155	177	140	189	131	183	131			
PROPOSED GOLETA INCORPO	25161	3645	14.5	1308	923	1243	930	1347	864	1285	880			
BUELLTON	2063	346	16.8	110	97	115	90	128	80	118	89			
PROPOSED MONTECITO INCO	6409	1098	17.1	430	166	421	162	431	158	402	157			
UNINCORPORATED AREA	71772	9411	13.1	3318	2489	3256	2434	3442	2310	3395	2347			

GENERAL ELECTION, NOVEMBER 8, 1994
JUDICIAL OFFICES

	REGISTRATION	BALLOTS CAST	TURNOUT	FOR ASSOCIATE JUSTICE JOYCE L. KENNARD		FOR ASSOCIATE JUSTICE RONALD M. GEORGE		FOR ASSOCIATE JUSTICE KATHRYN M. WERDEGAR		FOR ASSOCIATE JUSTICE WILLIAM A. MASTERTSON	
				YES	NO	YES	NO	YES	NO	YES	NO
01-CARP 1001	237	154	65.0	54	34	46	40	57	31	82	39
02-CARP 10-02	556	290	52.2	107	57	83	72	91	68	80	74
03-CARP 1003	0	0	0.0	0	0	0	0	0	0	0	0
04-CARP 1004	190	121	63.7	40	44	39	43	41	43	46	40
05-CARP 1005	26	16	61.5	10	1	9	2	10	1	10	1
06-CARP 10-06	988	475	48.1	170	108	150	117	172	106	159	105
07-CARP 10-07	469	228	48.6	74	43	58	49	74	39	61	46
08-SUM 10-08	1077	516	47.9	159	105	135	118	172	87	147	107
09-MONT 10-09	529	266	50.3	100	43	89	52	103	41	95	43
10-MONT 1010	2	2	100.0	1	1	1	1	1	1	1	1
11-MONT 10-11	551	291	52.8	109	49	103	47	109	45	109	46
12-MONT 10-12	706	343	48.6	122	52	119	48	121	44	128	52
13-MONT 10-13	678	334	49.3	116	62	108	67	117	65	114	65
14-MONT 10-14	448	227	50.7	94	32	78	38	89	32	84	35
15-MONT 10-15	458	220	48.0	95	27	83	31	94	29	92	24
16-MONT 10-16	264	128	48.5	40	8	40	8	41	6	39	9
17-MONT 10-17	558	271	48.6	96	46	83	51	98	42	89	45
18-MONT 10-18	556	300	54.0	112	57	99	62	113	52	105	52
19-MONT 10-19	389	195	50.1	83	24	68	30	82	22	76	27
20-CSPR 10-20	445	192	43.1	50	40	46	39	52	37	52	38
21-CSPR 10-21	591	302	51.1	101	54	87	63	107	47	87	51
22-CSPR 10-22	1149	246	21.4	49	38	55	32	53	36	49	36
23-CSPR 10-23	687	363	52.8	136	69	128	71	138	67	131	75
24-S.Y. 1024	3	2	66.7	1	0	1	0	1	0	1	0
25-S.Y. 1025	4	2	50.0	1	0	1	0	2	0	2	0
26-MISS 10-26	892	506	56.7	178	87	153	94	167	87	154	89
27-MISS 10-27	773	413	53.4	133	64	119	71	133	63	124	66
28-MISS 10-28	532	284	53.4	105	43	85	57	101	45	92	42
01-CCAR 11-01	567	305	53.8	97	75	101	65	103	67	98	69
02-CCAR 11-02	724	413	57.0	136	102	121	105	145	94	134	109
03-CCAR 11-03	523	251	48.0	81	82	64	88	83	74	78	87
04-CCAR 11-04	761	364	47.8	111	97	94	111	122	84	105	104
05-CCAR 11-05	1002	585	58.4	212	142	182	163	220	135	204	165
06-CCAR 11-06	799	467	58.4	155	144	154	136	176	124	154	147
07-CCAR 11-07	595	275	46.2	81	96	75	98	89	83	71	106
08-CCAR 11-08	550	231	42.0	92	53	77	63	90	55	81	68
09-CCAR 11-09	386	209	54.1	84	53	78	55	89	45	77	58
10-CCAR 11-10	350	298	85.2	99	107	102	102	111	95	111	92
11-CCAR 1111	0	0	0.0	0	0	0	0	0	0	0	0
12-CCAR 11-12	389	188	48.3	75	45	65	49	72	46	70	45
13-CCAR 11-13	411	242	58.9	79	58	73	59	83	53	80	55
201-COSB 1201	153	69	45.1	30	17	28	16	31	16	27	12
202-COSB 1202	28	16	57.1	6	1	6	1	6	1	5	6
203-COSB 12-03	856	341	39.8	125	67	111	68	129	60	113	72
204-COSB 12-04	692	313	45.2	112	53	104	58	120	50	109	59
205-COSB 12-05	533	220	41.3	73	47	68	49	81	38	72	47
206-COSB 12-06	789	258	32.7	82	89	65	97	93	72	73	88
207-COSB 12-07	712	299	42.0	102	81	90	85	117	63	90	92
208-COSB 12-08	645	322	49.9	115	68	106	68	120	61	104	66
209-COSB 1209	9	7	77.8	4	2	5	1	5	1	4	1
210-COSB 1210	125	85	68.0	28	15	26	16	27	16	28	17
211-COSB 12-11	916	467	51.0	148	76	137	83	151	74	131	77
212-COSB 12-12	790	353	44.7	115	66	104	69	113	67	118	62
213-COSB 12-13	556	279	50.2	88	52	77	52	89	46	89	47
214-COSB 12-14	823	344	41.8	120	81	99	90	135	67	104	94
215-COSB 12-15	858	355	41.4	124	91	100	100	140	72	109	101
216-COSB 12-16	712	247	34.7	84	81	73	80	88	71	78	91
217-COSB 12-17	864	433	50.1	159	83	142	93	162	82	139	89
218-COSB 12-18	658	321	48.8	114	53	84	65	108	47	91	55
219-COSB 12-19	913	378	41.4	129	86	116	94	144	70	108	96
220-COSB 12-20	607	240	39.5	84	50	71	62	89	50	73	52
221-COSB 12-21	778	257	33.0	83	53	75	58	91	49	87	52
222-COSB 12-22	949	250	26.3	92	51	66	47	85	49	70	70
223-COSB 12-23	805	379	47.1	113	56	92	68	111	57	98	61
224-COSB 12-24	789	390	49.4	135	63	109	79	128	64	114	76
225-COSB 12-25	808	352	43.6	105	58	82	72	109	51	89	58
226-COSB 12-26	903	321	35.5	101	69	83	74	113	56	92	75
227-COSB 12-27	855	326	38.1	111	66	95	80	112	64	97	78
228-COSB 12-28	905	392	43.3	151	79	124	97	154	73	116	101
229-COSB 12-29	642	290	45.2	98	56	78	70	104	53	80	62
230-COSB 12-30	780	388	49.7	145	52	129	62	140	52	120	68
231-COSB 12-31	505	234	46.3	89	35	71	40	85	33	74	42

GENERAL ELECTION, NOVEMBER 8, 1994
JUDICIAL OFFICES

OFFICE	REGISTRATION	BALLOTS CAST	TURNOUT	FOR ASSOCIATE JUSTICE JOYCE L. KENNARD		FOR ASSOCIATE JUSTICE RONALD M. GEORGE		FOR ASSOCIATE JUSTICE KATHRYN M. WERDEGAR		FOR ASSOCIATE JUSTICE WILLIAM A. MASTERSON	
				YES	NO	YES	NO	YES	NO	YES	NO
33-COSB 22-33	797	418	52.4	141	98	139	96	143	95	141	98
34-COSB 22-34	1043	466	44.7	171	107	186	109	176	96	148	107
35-COSB 22-35	530	246	46.4	104	55	90	67	105	54	95	60
36-COSB 22-36	516	208	40.3	74	49	72	48	81	43	77	52
37-COSB 22-37	598	372	45.5	77	67	69	72	80	62	84	66
38-COSB 22-38	668	272	49.0	136	65	121	74	141	62	129	68
39-COSB 22-39	557	294	52.8	111	56	95	62	101	56	104	64
40-COSB 22-40	519	280	53.9	97	40	79	46	88	38	85	39
41-COSB 22-41	571	289	50.6	84	62	78	64	84	62	84	68
01-GOL 3001	219	135	61.6	47	29	39	32	45	27	41	30
02-GOL 3002	103	57	55.3	12	13	7	17	11	14	8	14
03-GOL 30-03	527	286	54.3	92	80	91	78	92	80	88	79
04-GOL 30-04	828	467	56.4	155	88	148	89	156	86	159	91
05-GOL 30-05	418	224	53.6	80	56	80	54	81	55	81	55
06-GOL 30-06	691	366	53.0	111	93	108	96	109	98	117	91
07-GOL 30-07	872	389	44.6	129	98	115	104	141	83	121	96
08-GOL 30-08	828	307	37.1	111	93	100	100	125	76	107	101
09-GOL 30-09	548	285	52.0	89	88	92	83	98	78	92	80
10-GOL 30-10	612	339	55.4	97	115	98	111	113	99	112	109
11-GOL 30-11	699	354	50.6	123	106	116	106	124	103	124	109
12-GOL 30-12	556	277	49.8	93	66	88	68	94	66	90	63
13-GOL 3013	219	133	60.7	39	27	36	28	39	26	35	25
14-GOL 3014	57	33	57.9	6	8	6	8	6	8	6	8
15-GOL 30-15	519	298	57.4	100	59	92	64	98	57	96	65
16-GOL 30-16	721	322	44.7	98	79	86	84	100	74	89	84
17-UCSB 30-17	985	450	45.7	141	66	110	87	143	61	104	75
18-UCSB 30-18	1203	278	23.1	78	60	74	61	90	45	80	50
19-UCSB 30-19	387	214	55.3	70	36	54	47	71	32	55	39
20-UCSB 30-20	2344	659	28.1	198	112	172	130	213	93	172	115
21-1.V 30-21	1077	363	33.7	111	55	95	67	110	51	89	63
22-1.V 30-22	1042	297	28.5	86	44	82	45	90	39	74	52
23-1.V 30-23	992	321	32.4	90	52	82	58	93	48	96	55
24-1.V 30-24	970	297	30.6	104	57	91	64	110	50	91	65
25-1.V 30-25	1067	360	33.7	124	50	97	69	125	45	106	59
26-1.V 30-26	1146	393	34.3	93	63	73	77	103	52	71	67
27-1.V 30-27	1019	313	30.7	80	43	67	53	77	47	67	51
28-1.V 30-28	1475	534	36.2	138	74	115	87	137	73	106	88
29-1.V 30-29	1198	479	38.3	134	79	120	86	142	71	124	84
30-GOL 30-30	759	373	49.1	147	73	140	74	151	69	132	82
31-GOL 30-31	833	412	49.5	129	95	120	101	124	98	115	106
32-GOL 30-32	811	414	51.0	133	115	117	127	137	110	132	121
33-GOL 30-33	799	402	50.3	122	122	111	132	134	112	124	132
34-GOL 30-34	535	239	44.7	76	66	70	70	74	68	73	71
35-GOL 30-35	568	224	39.4	84	49	78	55	90	41	80	51
36-GOL 30-36	1091	566	51.9	189	140	175	147	190	135	179	148
37-GOL 30-37	441	218	49.4	77	66	66	73	83	61	71	75
38-GOL 30-38	580	312	53.8	100	101	85	111	103	99	101	101
39-GOL 30-39	606	326	53.8	105	104	88	115	109	97	100	112
40-GOL 30-40	566	263	46.5	95	55	80	64	98	52	88	56
41-GOL 30-41	434	227	52.3	73	41	71	39	75	38	70	45
42-GOL 30-42	22	8	36.4	4	1	4	1	4	1	4	1
43-GOL 30-43	45	22	48.9	7	7	6	8	7	9	4	9
44-GOL 30-44	86	44	51.2	18	11	16	13	17	12	15	12
45-GOL 30-45	0	0	0.0	0	0	0	0	0	0	0	0
46-GOL 30-46	1	0	0.0	0	0	0	0	0	0	0	0
47-PRDS 3054	236	137	58.1	40	40	40	38	45	37	42	40
48-PRDS 3055	7	2	28.6	0	2	0	2	0	2	0	2
49-STYN 3056	63	35	55.6	16	10	12	13	16	9	16	8
50-STYN 3057	3	1	33.3	1	0	0	0	1	0	0	0
51-STYN 3058	560	280	50.0	88	80	84	78	89	76	91	78
52-S.Y 30-59	769	327	42.5	103	74	97	79	106	70	110	72
53-S.Y 30-60	377	182	48.3	44	61	43	61	42	61	43	66
54-S.Y 30-61	990	541	54.6	157	193	150	199	174	178	173	178
55-S.Y 30-62	810	476	58.8	177	131	180	126	186	120	192	125
56-S.Y 30-63	155	103	66.5	28	26	27	24	29	24	32	21
57-S.Y 3064	214	150	70.1	57	28	60	25	59	25	52	33
58-SOL 3065	42	23	54.8	5	6	5	6	6	5	3	10
59-SOL 3066	39	11	28.2	3	3	2	4	2	4	4	7
60-SOL 3067	82	54	65.9	35	10	18	8	16	9	21	7
61-SOL 3068	626	322	51.4	126	61	129	58	129	56	131	61
62-BLRD 3069	210	129	61.4	41	30	34	32	44	29	35	29
63-BLRD 3070	902	496	55.0	177	120	166	126	173	116	165	123

GENERAL ELECTION, NOVEMBER 8, 1994
JUDICIAL OFFICES

	REGISTRATION	BALLOTS CAST	TURNOUT	FOR ASSOCIATE JUSTICE JOYCE L. KENNARD		FOR ASSOCIATE JUSTICE RONALD M. GEORGE		FOR ASSOCIATE JUSTICE KATHRYN M. WERDEGAR		FOR ASSOCIATE JUSTICE WILLIAM A. MASTERSON	
				YES	NO	YES	NO	YES	NO	YES	NO
38-DRCT 40-38	376	213	56.6	69	52	66	55	72	50	72	51
39-DRCT 40-39	971	500	51.5	192	147	186	146	201	137	211	127
40-DRCT 40-40	860	454	52.8	157	151	167	147	169	132	195	142
41-DRCT 40-41	876	446	50.9	165	140	164	139	173	129	174	141
42-DRCT 40-42	563	342	60.7	130	107	123	109	135	102	150	98
43-DRCT 40-43	594	316	53.2	131	109	125	109	141	98	135	107
44-DRCT 40-44	448	264	58.9	80	92	82	87	94	79	102	83
01-COL 45-01	669	312	46.6	107	124	93	129	119	103	106	132
02-COL 45-02	650	342	52.6	102	120	96	121	113	105	92	124
03-COL 45-03	756	444	46.4	164	165	147	170	180	144	150	175
04-COL 45-04	657	362	55.1	100	141	87	157	106	138	96	149
05-COL 45-05	912	498	54.6	170	178	178	158	180	160	186	157
06-COL 45-06	569	390	68.5	148	145	146	147	152	143	164	134
07-COL 45-07	624	314	50.3	97	138	101	141	108	126	118	128
08-COL 45-08	823	366	44.5	104	164	86	176	119	147	109	160
09-COL 45-09	848	309	36.4	114	119	100	133	122	115	111	138
10-COL 45-10	808	280	34.7	107	111	101	113	118	100	114	113
11-COL 45-11	1011	380	37.6	131	144	130	146	147	127	146	139
12-COL 45-12	542	272	50.2	92	122	98	116	102	113	105	119
13-COL 45-13	867	440	50.7	139	170	143	167	156	155	158	166
14-COL 45-14	441	202	45.8	70	80	65	82	79	72	68	84
15-COL 45-15	906	361	39.8	124	150	123	149	138	136	130	155
16-COL 45-16	659	291	44.2	110	114	100	121	119	103	105	119
17-COL 45-17	1137	577	50.7	200	225	186	232	214	209	196	232
18-COL 45-18	757	399	52.7	139	161	132	161	154	139	141	166
19-COL 45-19	987	535	54.2	157	228	157	222	173	207	159	225
20-COL 45-20	828	389	47.0	125	145	116	150	127	140	131	143
21-COL 45-21	1028	574	55.8	191	210	176	216	198	200	195	205
22-COL 45-22	507	310	61.1	91	117	83	119	100	108	104	111
23-COL 45-23	4	3	75.0	2	1	1	2	2	1	1	2
24-COL 45-24	514	285	55.4	94	112	97	103	94	105	107	99
25-COL 45-25	3	2	66.7	2	0	2	0	2	0	2	0
01-COSH 4601	0	0	0.0	0	0	0	0	0	0	0	0
01-CUY 50-01	471	227	48.2	56	79	60	98	64	92	72	95
02-L.O. 5002	0	0	0.0	0	0	0	0	0	0	0	0
03-L.O. 5003	0	0	0.0	0	0	0	0	0	0	0	0
04-SISQ 5004	121	72	59.5	25	25	22	24	23	25	25	23
05-SISQ 50-05	409	199	48.7	49	77	74	73	48	78	71	75
06-DRCT 50-06	381	224	58.8	80	66	76	69	82	62	73	73
07-S.H. 5007	185	114	61.6	37	35	36	36	40	32	37	34
08-DRCT 5008	0	0	0.0	0	0	0	0	0	0	0	0
09-DRCT 50-09	844	446	52.8	160	112	165	102	168	100	186	105
10-DRCT 50-10	695	389	56.0	128	141	126	140	141	125	154	122
11-DRCT 5011	233	128	54.9	45	48	48	46	47	43	51	40
12-DRCT 5012	141	81	57.4	32	29	28	32	32	29	30	30
13-S.H. 50-13	749	367	49.0	120	140	122	136	135	124	118	154
14-S.H. 5014	118	54	45.8	22	16	21	18	23	14	19	19
15-S.H. 5015	0	0	0.0	0	0	0	0	0	0	0	0
16-S.H. 5016	56	27	48.2	8	6	9	5	8	7	9	7
17-S.H. 5017	44	17	38.6	6	7	6	7	9	5	8	6
18-BON 5018	32	17	53.1	3	10	4	10	3	10	3	9
19-BON 5019	26	10	38.5	7	0	3	3	5	1	6	0
20-GUAD 5020	83	38	45.8	18	12	17	11	17	12	17	15
21-S.H. 5021	6	6	100.0	0	2	0	2	0	2	0	2
01-COSH 5601	86	34	39.5	17	14	11	19	12	18	14	17
02-COSH 5602	182	131	72.0	53	38	53	39	56	35	52	41
03-COSH 56-03	965	542	56.2	203	159	190	168	203	149	205	161
04-COSH 56-04	893	509	57.0	170	156	171	148	173	151	193	150
05-COSH 56-05	653	343	52.5	128	115	117	113	128	106	125	115
06-COSH 56-06	1026	362	35.3	152	107	131	124	164	97	154	125
07-COSH 56-07	968	429	44.3	137	141	139	136	142	135	150	133
08-COSH 56-08	732	304	41.5	101	109	101	111	113	97	121	93
09-COSH 56-09	621	326	52.5	121	106	108	113	133	92	127	112
10-COSH 56-10	694	332	47.8	140	83	129	85	143	74	141	93
11-COSH 56-11	583	261	44.8	99	81	91	88	103	75	104	82
12-COSH 56-12	534	163	30.5	64	59	67	55	70	53	70	60
13-COSH 56-13	830	279	33.6	107	94	101	102	120	79	114	99
14-COSH 5614	8	4	50.0	3	1	2	2	2	2	2	2
15-COSH 56-15	653	173	26.5	62	56	50	66	67	52	61	62
16-COSH 56-16	658	179	27.2	79	64	70	66	78	64	68	81
17-COSH 56-17	655	253	38.6	102	80	85	90	98	82	93	90
18-COSH 56-18	984	441	44.8	147	133	150	121	154	119	180	117

GENERAL ELECTION, NOVEMBER 8, 1994
JUDICIAL OFFICES

011

	REGISTRATION	BALLOTS CAST	TURNOUT	FOR ASSOCIATE JUSTICE JOYCE L. KENNARD		FOR ASSOCIATE JUSTICE RONALD M. GEORGE		FOR ASSOCIATE JUSTICE KATHRYN M. WERDEGAR		FOR ASSOCIATE JUSTICE WILLIAM A. MASTERSON	
				YES	NO	YES	NO	YES	NO	YES	NO
5619-COSM 56-19	564	289	51.2	107	80	113	74	114	71	124	80
5620-COSM 56-20	797	456	57.2	152	117	149	124	145	106	176	124
5621-COSM 56-21	707	383	54.2	154	112	141	118	153	112	159	113
5622-COSM 56-22	541	288	53.2	94	83	88	90	103	82	104	86
5623-COSM 56-23	766	351	45.8	144	104	148	97	155	93	151	99
5624-COSM 56-24	606	285	47.0	114	98	117	95	122	88	120	99
5625-COSM 56-25	345	143	41.4	46	54	49	54	53	50	60	50
5626-COSM 56-26	625	227	36.3	77	69	78	67	80	68	92	66
5627-COSM 56-27	758	228	30.1	84	94	84	95	99	78	85	100
5628-COSM 56-28	1325	577	43.5	237	196	234	193	264	164	243	215
5629-COSM 56-29	558	202	36.2	67	74	64	76	71	67	68	72
5630-COSM 56-30	599	227	37.9	88	78	91	73	96	63	90	81
5631-COSM 56-31	466	148	31.8	47	52	44	50	46	46	71	46
5632-COSM 56-32	425	290	58.8	80	97	82	97	90	89	94	93
5633-COSM 56-33	620	325	52.4	116	106	119	102	119	100	128	95
5634-COSM 56-34	563	307	54.5	116	92	121	90	119	91	135	85
5635-COSM 56-35	961	507	52.8	154	199	159	188	164	183	177	191
5636-COSM 56-36	386	185	47.9	74	65	70	69	80	59	80	68
5637-COSM 56-37	690	322	46.7	104	112	104	115	116	101	110	112
5638-COSM 56-38	639	319	49.9	112	130	99	142	111	130	116	131
5639-COSM 56-39	457	160	35.0	49	67	48	67	55	65	48	80
5640-COSM 56-40	557	202	36.3	79	75	71	77	83	66	82	80
5641-COSM 56-41	933	402	43.1	127	143	126	141	145	127	142	143
5642-COSM 56-42	726	308	42.4	119	115	114	120	129	108	115	124
5643-COSM 56-43	947	492	52.0	178	149	173	139	182	142	176	145
5701-COG 57-01	777	319	41.1	117	123	101	132	136	98	111	148
5702-COG 57-02	972	470	48.4	177	156	143	179	196	131	134	195
ABSENTEE TOTALS	218859	30283	13.8	10709	7700	10235	7751	11163	7079	10581	7530
GRAND TOTALS	218859	134195	61.3	46263	35821	43184	36900	48256	33085	45735	35974

TOTALS		GENERAL ELECTION, NOVEMBER 8, 1994 JUDICIAL OFFICES													
	REGISTRATION	BALLOTS CAST	TURNOUT	FOR ASSOCIATE JUSTICE REUBEN A. ORTEGA		FOR ASSOCIATE JUSTICE ROGER W. BOREN		FOR ASSOCIATE JUSTICE MICHAEL G. NOTT		FOR ASSOCIATE JUSTICE RICHARD D. ALDRICH					
				YES	NO	YES	NO	YES	NO	YES	NO	YES	NO		
SANTA BARBARA COUNTY	216859	133943	61.2	45415	37427	44019	36728	43116	36995	45203	35321				
CONGRESSIONAL	211560	129088	61.0	43729	36052	42434	35361	41564	35614	43590	33987				
CONGRESSIONAL	7299	4855	66.5	1686	1375	1585	1367	1552	1381	1613	1334				
STATE SENATORIAL	218859	133943	61.2	45415	37427	44019	36728	43116	36995	45203	35321				
STATE ASSEMBLY	77094	47642	61.8	17473	16840	17309	16332	16919	16558	17816	15753				
STATE ASSEMBLY	141765	86301	60.9	27942	20587	26710	20396	26197	20437	27387	19568				
PERSVISORIAL	45095	26979	59.8	9077	5880	8429	5945	8258	5997	8623	5713				
PERSVISORIAL	51126	33632	65.8	10900	8073	10622	7805	10317	7925	10811	7616				
PERSVISORIAL	47666	27087	56.8	8448	7180	8135	7185	8090	7047	8432	6759				
PERSVISORIAL	40343	25882	64.2	9064	9538	9377	8934	9153	9075	9629	8656				
PERSVISORIAL	34629	20363	58.8	7926	6756	7456	6859	7298	6951	7708	6577				
TERIA	7257	4865	67.0	1686	1362	1581	1354	1547	1368	1613	1314				
UPE	1749	989	56.5	495	311	326	416	334	408	349	389				
	17872	10568	59.1	3565	4232	3521	4156	3400	4232	3634	4029				
BARBARA	54856	32774	59.7	10846	7193	10008	7316	9754	7404	10252	7053				
MARIA	28286	16429	58.1	6391	5414	6111	5427	5949	5528	6292	5224				
	3434	2434	70.9	707	628	727	621	729	573	771	538				
ING GOLETA INCORPO	25161	15906	63.2	5257	4318	5060	4251	4969	4298	5176	4142				
ON	2063	1389	67.3	445	445	451	429	443	426	461	408				
ED MONTECITO INCO	6409	3939	61.5	1308	703	1318	653	1285	657	1336	621				
INCORPORATED AREA	71772	44650	62.2	14715	12821	14916	12105	14706	12101	15319	11603				

***ABSENTEE TOTALS 012	GENERAL ELECTION, NOVEMBER 8, 1994 JUDICIAL OFFICES														
	REGISTRATION	BALLOTS CAST	TURNOUT	FOR ASSOCIATE JUSTICE REUBEN A. ORTEGA		FOR ASSOCIATE JUSTICE ROGER W. BOREN		FOR ASSOCIATE JUSTICE MICHAEL G. NOTT		FOR ASSOCIATE JUSTICE RICHARD D. ALDRICH					
				YES	NO	YES	NO	YES	NO	YES	NO	YES	NO		
SANTA BARBARA COUNTY	218859	30050	13.7	10009	8307	10216	7714	9983	7800	10404	747				
22ND CONGRESSIONAL	211560	29074	13.7	9671	8064	9870	7500	9653	7572	10062	7255				
23RD CONGRESSIONAL	7299	976	13.4	338	243	346	214	330	228	342	217				
18TH STATE SENATORIAL	218859	30050	13.7	10009	8307	10216	7714	9983	7800	10404	7472				
33RD STATE ASSEMBLY	77094	9827	12.7	3433	3455	3541	3229	3467	3271	3647	3108				
35TH STATE ASSEMBLY	141765	20223	14.3	6576	4852	6675	4485	6516	4529	6757	4364				
1ST SUPERVISORIAL	45095	6313	14.0	2138	1359	2136	1266	2070	1290	2145	1240				
2ND SUPERVISORIAL	51126	9011	17.6	2900	2135	2973	1937	2887	1988	2995	1924				
3RD SUPERVISORIAL	47666	5151	10.8	1618	1457	1637	1381	1627	1346	1606	1293				
4TH SUPERVISORIAL	40343	5067	12.6	1685	1897	1839	1700	1783	1745	1882	1645				
5TH SUPERVISORIAL	34629	4508	13.0	1668	1459	1631	1430	1616	1431	1696	1368				
CARPINTERIA	7257	1034	14.2	358	260	369	228	353	241	365	230				
GUADALUPE	1749	198	11.3	100	58	64	80	65	79	71	72				
LORPDC	17872	1862	10.4	592	750	631	694	599	726	647	676				
SANTA BARBARA	54856	8210	15.0	2644	1884	2607	1783	2526	1826	2628	1768				
SANTA MARIA	28286	3779	13.4	1384	1218	1374	1179	1356	1186	1430	1132				
SOLVANG	3434	603	17.6	159	150	164	153	170	135	185	122				
PROPOSED GOLETA INCORPO	25161	3613	14.4	1191	993	1245	899	1210	922	1254	886				
BUELLTON	2063	342	16.6	118	91	110	96	112	90	120	86				
PROPOSED MONTECITO INCO	6409	1077	16.8	382	186	388	167	382	162	394	153				
UNINCORPORATED AREA	71772	9332	13.0	3081	2717	3264	2435	3210	2433	3310	2347				

012

GENERAL ELECTION, NOVEMBER 8, 1994
JUDICIAL OFFICES

	REGISTRATION	BALLOTS CAST	TURNOUT	FOR ASSOCIATE JUSTICE REUBEN A. ORTEGA		FOR ASSOCIATE JUSTICE ROGER W. BOREN		FOR ASSOCIATE JUSTICE MICHAEL G. NOTT		FOR ASSOCIATE JUSTICE RICHARD D. ALDRICH	
				YES	NO	YES	NO	YES	NO	YES	NO
5619-COSH 56-19	564	289	51.2	114	91	124	76	123	78	128	74
5620-COSH 56-20	797	457	57.3	173	126	166	127	158	134	170	123
5621-COSH 56-21	707	383	54.2	141	131	151	116	142	126	151	116
5622-COSH 56-22	541	288	53.2	99	88	98	87	96	90	98	85
5623-COSH 56-23	766	351	45.8	152	99	148	98	150	99	155	96
5624-COSH 56-24	606	285	47.0	116	101	112	104	111	103	113	100
5625-COSH 56-25	345	143	41.4	61	48	56	50	60	51	63	46
5626-COSH 56-26	625	227	36.3	90	68	86	66	79	69	90	61
5627-COSH 56-27	758	228	30.1	112	76	79	104	73	107	82	100
5628-COSH 56-28	1325	577	43.5	294	176	230	223	229	219	243	200
5629-COSH 56-29	558	202	36.2	74	69	59	74	56	83	67	71
5630-COSH 56-30	599	227	37.9	107	68	85	82	85	82	98	76
5631-COSH 56-31	466	148	31.8	71	48	65	52	63	51	69	49
5632-COSH 56-32	425	250	58.8	90	98	91	97	89	98	88	98
5633-COSH 56-33	620	325	52.4	134	100	131	93	128	94	126	99
5634-COSH 56-34	563	307	54.5	124	92	136	80	125	89	138	79
5635-COSH 56-35	961	507	52.8	189	190	175	189	170	192	187	175
5636-COSH 56-36	386	185	47.9	75	70	74	71	66	79	75	69
5637-COSH 56-37	690	322	46.7	114	117	102	120	114	108	117	104
5638-COSH 56-38	639	319	49.9	116	134	112	132	111	133	107	136
5639-COSH 56-39	457	162	35.4	68	61	47	78	43	82	50	72
5640-COSH 56-40	557	202	36.3	97	66	75	83	74	82	86	71
5641-COSH 56-41	933	402	43.1	155	130	135	145	128	146	144	136
5642-COSH 56-42	726	308	42.4	138	103	104	131	115	123	121	113
5643-COSH 56-43	947	491	51.8	174	151	169	147	173	141	177	139
5701-COG 57-01	777	321	41.3	159	111	105	152	112	143	115	140
5702-COG 57-02	972	470	48.4	236	142	157	184	157	186	163	177
ABSENTEE TOTALS	218859	30050	13.7	10009	8307	10216	7714	9983	7800	10404	7472
GRAND TOTALS	218859	133943	61.2	45415	37427	44019	36728	43116	36995	45203	35321

ND TOTALS GENERAL ELECTION, NOVEMBER 8, 1994 JUDICIAL OFFICES

	REGISTRATION	BALLOTS CAST	TURNOUT	FOR ASSOCIATE JUSTICE PATTI S. KITCHING		FOR ASSOCIATE JUSTICE ARLEIGH WOODS		FOR ASSOCIATE JUSTICE CHARLES S. VOGEL		FOR ASSOCIATE JUSTICE NORMAN L. EPSTEIN	
				YES	NO	YES	NO	YES	NO	YES	NO
BARBARA COUNTY	218859	133943	61.2	45738	35541	43270	3749	51757	29172	42744	36532
CONGRESSIONAL	211560	129088	61.0	44066	34229	41723	36089	49897	28069	41206	35164
CONGRESSIONAL	7299	4855	66.5	1672	1312	1547	1407	1860	1103	1538	1368
STATE SENATORIAL	218859	133943	61.2	45738	35541	43270	37496	51757	29172	42744	36532
STATE ASSEMBLY	77094	47642	61.8	17367	16294	16794	16765	20974	12724	16435	16420
STATE ASSEMBLY	141765	86301	60.9	28371	19247	26476	20731	30783	16448	26309	20112
PERSVISORIAL	45095	26779	59.8	9072	5555	8397	6026	9627	4778	8406	5816
PERSVISORIAL	51126	33632	65.8	11100	7537	10416	8050	12086	6426	10419	7820
PERSVISORIAL	47666	27087	56.8	8704	6667	8135	7195	9665	5665	7954	6993
PERSVISORIAL	40343	25882	64.2	9362	8981	9004	9294	11304	7044	8888	9044
PERSVISORIAL	34629	20363	58.8	7500	6801	7318	6931	9075	5259	7077	6859
TERIA	7257	4865	67.0	1669	1297	1550	1386	1870	1079	1542	1349
UPE	1749	989	56.5	368	373	340	405	434	307	337	386
	17872	10568	59.1	3590	4085	3394	4257	4457	3230	3344	4171
BARBARA	54856	32774	59.7	10834	6779	10102	7270	11487	5908	10004	7149
MARIA	28286	16429	58.1	6104	5820	5980	5497	7394	4162	5777	5459
G	3434	2434	70.9	760	559	705	639	923	427	706	593
ED GOLETA INCORPO	25161	15906	63.2	5354	4067	5005	4316	5821	3519	4942	4243
ON	2063	1389	67.3	464	413	431	445	546	329	418	434
ED MONTECITO INCO	6409	3939	61.5	1331	445	1251	727	1412	550	1297	661
INCORPORATED AREA	71772	44650	62.2	15264	11903	14512	12554	17413	9661	14377	12087

***ABSENTEE TOTALS 013	GENERAL ELECTION, NOVEMBER 8, 1994 JUDICIAL OFFICES														
	REGISTRATION	BALLOTS CAST	TURNOUT	FOR ASSOCIATE JUSTICE PATTI S. KITCHING		FOR ASSOCIATE JUSTICE ARLEIGH WOODS		FOR ASSOCIATE JUSTICE CHARLES S. VOGEL		FOR ASSOCIATE JUSTICE NORMAN L. EPSTEIN					
				YES	NO	YES	NO	YES	NO	YES	NO	YES	NO		
SANTA BARBARA COUNTY	218859	30050	13.7	10428	7611	9872	8079	12047	5952	9719	7937				
22ND CONGRESSIONAL	211560	29074	13.7	10072	7402	9544	7847	11658	5775	9393	7707				
23RD CONGRESSIONAL	7299	976	13.4	356	209	328	232	389	177	326	230				
18TH STATE SENATORIAL	218859	30050	13.7	10428	7611	9872	8079	12047	5952	9719	7937				
33RD STATE ASSEMBLY	77094	9827	12.7	3546	3239	3441	3335	4333	2458	3311	3326				
35TH STATE ASSEMBLY	141765	20223	14.3	6882	4372	6431	4744	7714	3494	6408	4611				
1ST SUPERVISORIAL	45095	6313	14.0	2199	1244	2053	1351	2429	989	2057	1303				
2ND SUPERVISORIAL	51126	9011	17.6	3044	1923	2859	2078	3426	1525	2872	2008				
3RD SUPERVISORIAL	47866	5151	10.8	1716	1298	1587	1418	1947	1062	1553	1394				
4TH SUPERVISORIAL	40343	5067	12.6	1790	1749	1740	1808	2220	1328	1679	1784				
5TH SUPERVISORIAL	34629	4508	13.0	1679	1397	1633	1424	2025	1048	1558	1448				
CARPINTERIA	7257	1034	14.2	380	224	353	244	422	182	349	244				
GUADALUPE	1749	198	11.3	77	67	62	82	73	70	66	74				
LOMPOC	17872	1862	10.4	418	709	594	732	784	540	574	724				
SANTA BARBARA	54856	8210	15.0	2758	1705	2578	1827	3011	1408	2541	1806				
SANTA MARIA	28286	3779	13.4	1396	1168	1378	1174	1714	859	1318	1196				
SOLVANG	3434	603	17.6	170	136	158	153	216	98	164	136				
PROPOSED GOLETA INCORPO	25161	3613	14.4	1276	887	1187	953	1452	701	1173	947				
BUELLTON	2063	342	16.6	116	90	105	99	142	61	108	94				
PROPOSED MONTECITO INCO	6409	1077	16.8	375	175	353	199	427	126	379	170				
UNINCORPORATED AREA	71772	9332	13.0	3262	2450	3104	2616	3806	1912	3047	2546				

GENERAL ELECTION, NOVEMBER 8, 1994
JUDICIAL OFFICES

	REGISTRATION	BALLOTS CAST	TURNOUT	FOR ASSOCIATE JUSTICE PATTI S. KITCHING		FOR ASSOCIATE JUSTICE ARLEIGH WOODS		FOR ASSOCIATE JUSTICE CHARLES S. VOGEL		FOR ASSOCIATE JUSTICE NORMAN L. EPSTEIN	
				YES	NO	YES	NO	YES	NO	YES	NO
COSB 22-33	797	41	52.3	143	93	136	99	151	88	140	96
COSB 22-34	1043	466	44.7	156	101	149	109	177	78	153	101
COSB 22-35	530	246	46.4	96	58	98	55	101	51	88	63
COSB 22-36	516	208	40.3	77	51	75	50	86	43	78	49
COSB 22-37	598	273	45.7	82	66	71	71	85	59	77	67
COSB 22-38	668	327	49.0	138	67	121	76	139	61	126	73
COSB 22-39	557	295	53.0	103	64	102	63	112	54	104	56
COSB 22-40	519	280	53.9	87	37	82	42	93	34	76	41
COSB 22-41	571	289	50.6	84	63	83	64	88	60	76	69
GOL 3001	219	132	60.3	45	27	41	31	42	30	40	28
GOL 3002	103	55	53.4	13	12	12	13	7	18	4	19
GOL 30-03	527	286	54.3	87	81	83	81	98	69	82	79
GOL 30-04	828	467	56.4	156	91	154	92	161	82	149	93
GOL 30-05	418	223	53.3	82	53	81	53	93	42	80	52
GOL 30-06	691	366	53.0	116	90	113	92	124	82	113	92
GOL 30-07	872	389	44.6	133	83	111	98	143	71	114	97
GOL 30-08	828	307	37.1	108	95	102	99	122	77	99	100
GOL 30-09	548	285	52.0	92	82	86	87	106	64	85	80
GOL 30-10	612	339	55.4	118	102	106	110	127	90	103	105
GOL 30-11	699	354	50.6	116	112	119	109	128	102	121	105
GOL 30-12	556	277	49.8	88	66	80	69	93	57	82	71
GOL 3013	219	132	60.3	36	26	33	29	39	21	31	28
GOL 3014	57	33	57.9	6	7	4	9	7	6	6	5
GOL 30-15	519	298	57.4	101	62	96	65	103	55	95	69
GOL 30-16	721	322	44.7	104	77	88	91	109	69	88	83
UCSB 30-17	985	450	45.7	124	57	115	64	115	65	106	66
UCSB 30-18	1203	279	23.2	77	50	71	35	87	39	74	49
UCSB 30-19	387	214	55.3	61	37	61	35	63	28	54	38
UCSB 30-20	2344	658	28.1	185	102	171	112	192	93	155	114
1-V 30-21	1077	363	33.7	96	56	94	57	100	54	97	49
2-V 30-22	1042	297	28.5	77	47	71	50	80	41	69	53
3-V 30-23	992	321	32.4	94	52	89	57	99	47	86	56
4-V 30-24	970	297	30.6	95	58	85	62	96	52	95	56
5-V 30-25	1067	358	33.6	114	52	107	53	110	54	104	53
6-V 30-26	1146	392	34.2	87	55	85	57	85	53	78	57
7-V 30-27	1019	312	30.6	74	44	74	44	73	44	73	43
8-V 30-28	1475	534	36.2	127	79	113	81	119	70	103	81
9-V 30-29	1198	459	38.3	127	82	127	79	134	73	112	80
0-GOL 30-38	759	373	49.1	144	71	133	82	142	71	132	74
9-GOL 30-39	833	412	49.5	124	99	116	103	133	90	125	93
0-GOL 30-40	811	414	51.0	139	116	128	123	147	107	132	115
1-GOL 30-41	799	402	50.3	143	115	128	125	153	106	126	122
2-GOL 30-42	535	239	44.7	80	61	75	66	83	60	67	73
3-GOL 30-43	568	224	39.4	86	45	86	46	86	48	75	53
4-GOL 30-44	1091	566	51.9	188	140	177	146	193	129	169	154
5-GOL 30-45	441	218	49.4	76	66	67	77	78	64	65	78
6-GOL 30-46	580	312	53.8	109	97	97	105	111	89	92	105
7-GOL 30-47	606	327	54.0	102	104	99	110	116	94	99	106
8-GOL 30-48	566	263	46.5	94	53	87	58	94	49	81	63
9-GOL 30-49	434	227	52.3	74	43	69	44	76	38	63	49
0-GOL 3050	22	8	36.4	4	1	4	1	4	1	4	1
1-GOL 3051	45	22	48.9	4	9	3	10	5	9	4	9
2-GOL 3052	86	44	51.2	16	12	17	11	16	12	17	12
3-GOL 3053	0	0	0.0	0	0	0	0	0	0	0	0
4-PRDS 3054	1	0	0.0	0	0	0	0	0	0	0	0
5-PRDS 3055	236	136	57.6	43	40	38	42	50	30	36	43
6-STYN 3056	7	2	28.6	0	2	0	2	0	2	0	2
7-STYN 3057	63	35	55.6	13	11	12	12	18	8	8	16
8-STYN 3058	3	1	33.3	1	0	1	0	0	1	0	1
9-S.Y. 30-59	560	280	50.0	81	81	75	99	120	54	80	79
0-S.Y. 30-60	769	327	42.5	103	74	96	86	128	54	100	75
1-S.Y. 30-61	377	182	48.3	43	63	42	68	54	55	42	65
2-S.Y. 30-62	990	540	54.5	174	177	167	185	199	154	169	174
3-S.Y. 30-63	810	476	58.8	181	131	167	153	222	93	179	127
4-S.Y. 3064	155	101	65.2	29	23	32	24	32	20	25	29
5-SOL 3065	214	150	70.1	50	35	44	46	61	27	48	40
6-SOL 3066	42	23	54.8	3	10	3	10	5	7	3	9
7-SOL 3067	39	11	28.2	2	5	4	3	4	3	2	4
8-SOL 3068	82	54	65.9	20	7	20	8	25	5	19	9
9-BLRD 30-69	626	322	51.4	130	60	114	77	142	49	111	72
0-BLRD 3070	210	129	61.4	37	29	32	32	38	28	33	31
1-LOSO 30-71	902	495	54.9	173	118	168	130	191	99	160	124

GENERAL ELECTION, NOVEMBER 8, 1994
 JUDICIAL OFFICES

	REGISTRATION	BALLOTS CAST	TURNOUT	FOR ASSOCIATE JUSTICE PATTI S. KITCHING		FOR ASSOCIATE JUSTICE ARLEIGH WOODS		FOR ASSOCIATE JUSTICE CHARLES S. VOGEL		FOR ASSOCIATE JUSTICE NORMAN L. EPSTEIN	
				YES	NO	YES	NO	YES	NO	YES	NO
-DRCT 0-38	376	213	56.6	74	48	65	55	81	41	70	50
-DRCT 40-39	971	500	51.5	197	140	197	141	236	103	199	125
-DRCT 40-40	860	456	53.0	179	152	176	158	214	112	177	148
-DRCT 40-41	876	446	50.9	163	152	162	148	199	113	160	145
-DRCT 40-42	563	341	60.6	135	111	123	121	159	84	138	106
-DRCT 40-43	594	316	53.2	140	102	132	109	154	85	123	111
-DRCT 40-44	448	264	58.9	86	94	96	84	112	67	91	86
-COL 45-01	669	312	46.6	107	126	95	140	136	99	89	137
-COL 45-02	650	342	52.6	93	117	86	124	120	90	84	125
-COL 45-03	956	444	46.4	165	157	147	169	196	128	144	167
-COL 45-04	657	362	55.1	103	139	98	146	128	120	94	142
-COL 45-05	912	498	54.6	172	168	171	166	208	128	164	169
-COL 45-06	569	390	68.5	167	134	150	145	181	116	154	139
-COL 45-07	624	314	50.3	107	135	99	143	124	120	105	135
-COL 45-08	823	366	44.5	107	162	96	172	134	136	94	167
-COL 45-09	848	310	36.6	124	120	111	132	138	107	105	135
-COL 45-10	808	281	34.8	100	122	95	126	138	90	100	120
-COL 45-11	1011	380	37.6	132	145	130	148	165	112	125	150
-COL 45-12	542	272	50.2	99	118	101	121	130	90	102	112
-COL 45-13	867	440	50.7	156	168	141	179	182	140	151	159
-COL 45-14	441	202	45.8	64	84	59	87	82	71	60	86
-COL 45-15	906	361	39.8	128	159	124	159	162	123	139	142
-COL 45-16	659	292	44.3	104	118	97	121	132	89	94	124
-COL 45-17	1137	577	50.7	196	230	184	241	248	175	174	245
-COL 45-18	757	400	52.8	146	157	132	169	185	120	123	168
-COL 45-19	987	535	54.2	155	222	153	225	224	155	147	227
-COL 45-20	828	389	47.0	127	146	122	151	159	115	121	153
-COL 45-21	1028	574	55.8	200	198	191	203	224	172	182	203
-COL 45-22	507	310	61.1	94	122	95	123	126	91	100	112
-COL 4523	4	3	75.0	2	1	2	1	2	1	2	1
-COL 45-24	514	285	55.4	97	105	92	111	115	85	92	102
-COL 4525	3	2	66.7	2	0	2	0	2	0	2	0
-COSM 4601	0	0	0.0	0	0	0	0	0	0	0	0
-CUIY 50-01	471	227	48.2	59	104	62	103	78	86	57	105
-L. O. 5002	0	0	0.0	0	0	0	0	0	0	0	0
-L. O. 5003	0	0	0.0	0	0	0	0	0	0	0	0
-SISR 5004	121	72	59.5	21	26	17	28	24	19	20	27
-SISR 50-05	409	200	48.9	58	88	66	78	77	66	60	76
-DRCT 50-06	381	225	59.1	70	74	68	78	82	68	71	74
-S.M. 5007	185	113	61.1	37	34	35	37	45	27	38	35
-DRCT 5008	0	0	0.0	0	0	0	0	0	0	0	0
-DRCT 50-09	844	446	52.8	174	112	174	111	211	77	163	109
-DRCT 50-10	695	389	56.0	140	129	134	132	176	98	130	130
-DRCT 5011	233	127	54.5	49	41	49	42	59	31	46	42
-DRCT 5012	141	80	56.7	27	32	27	32	35	24	27	31
-S.M. 50-13	749	367	49.0	122	150	110	162	150	123	114	152
-S.M. 5014	118	54	45.8	23	16	21	17	23	15	21	17
-S.M. 5015	0	0	0.0	0	0	0	0	0	0	0	0
-S.M. 5016	56	27	48.2	11	5	10	6	8	8	7	9
-S.M. 5017	44	17	38.6	8	4	8	6	8	5	7	6
-BON 5018	32	16	50.0	3	9	3	9	7	5	3	9
-BON 5019	26	10	38.5	4	2	5	2	6	0	5	1
-GUAD 5020	83	38	45.8	16	16	16	16	20	12	20	11
-S.M. 5021	6	6	100.0	0	2	0	2	0	2	0	2
-COSM 5601	86	34	39.5	14	16	13	18	18	12	12	18
-COSM 5602	182	130	71.4	51	38	47	43	63	29	46	42
-COSM 56-03	965	543	56.3	188	169	187	168	217	143	175	170
-COSM 56-04	893	509	57.0	181	156	184	153	212	121	175	151
-COSM 56-05	653	343	52.5	123	116	121	120	142	95	124	108
-COSM 56-06	1026	362	35.3	160	114	145	126	190	90	133	127
-COSM 56-07	968	429	44.3	147	139	141	140	175	106	137	133
-COSM 56-08	732	304	41.5	111	102	109	100	140	71	110	97
-COSM 56-09	621	326	52.5	117	116	110	120	146	87	116	114
-COSM 56-10	694	332	47.8	137	87	136	88	154	69	120	102
-COSM 56-11	583	261	44.8	98	85	103	84	114	70	96	85
-COSM 56-12	534	163	30.5	65	64	61	62	72	53	69	54
-COSM 56-13	830	279	33.6	111	94	95	107	130	83	99	104
-COSM 5614	8	4	50.0	2	2	3	1	2	2	2	2
-COSM 56-15	653	173	26.5	64	57	60	62	79	45	56	66
-COSM 56-16	658	179	27.2	81	66	72	74	85	60	69	76
-COSM 56-17	655	254	38.8	98	82	94	87	110	70	91	88
-COSM 56-18	984	440	44.7	168	123	161	128	196	94	153	129

013

GENERAL ELECTION, NOVEMBER 8, 1994
JUDICIAL OFFICES

	REGISTRATION	BALLOTS CAST	TURNOUT	FOR ASSOCIATE JUSTICE PATTI S. KITCHING		FOR ASSOCIATE JUSTICE ARLEIGH WOODS		FOR ASSOCIATE JUSTICE CHARLES S. VOGEL		FOR ASSOCIATE JUSTICE NORMAN L. EPSTEIN	
				YES	NO	YES	NO	YES	NO	YES	NO
5619-COSM 56-19	544	289	51.2	126	78	122	81	141	61	122	76
5620-COSM 56-20	797	457	57.3	162	128	161	126	195	101	146	131
5621-COSM 56-21	707	383	54.2	148	122	144	123	180	88	139	122
5622-COSM 56-22	541	288	53.2	93	88	93	90	113	73	99	86
5623-COSM 56-23	766	351	45.8	148	96	148	100	170	78	141	98
5624-COSM 56-24	606	285	47.0	121	96	113	104	133	80	109	100
5625-COSM 56-25	345	143	41.4	53	54	56	50	76	31	51	52
5626-COSM 56-26	625	227	36.3	86	66	83	69	106	50	84	63
5627-COSM 56-27	738	228	30.1	85	96	80	102	106	77	81	96
5628-COSM 56-28	1325	577	43.5	241	206	244	201	284	162	233	201
5629-COSM 56-29	558	202	36.2	57	77	61	78	74	66	56	78
5630-COSM 56-30	599	227	37.9	84	80	83	81	116	51	79	80
5631-COSM 56-31	466	148	31.8	69	46	64	50	75	40	67	52
5632-COSM 56-32	425	250	58.8	90	96	85	102	115	71	88	93
5633-COSM 56-33	620	325	52.4	120	106	125	101	146	77	123	94
5634-COSM 56-34	563	307	54.5	115	99	121	93	151	67	122	89
5635-COSM 56-35	961	507	52.8	162	204	162	199	223	141	148	202
5636-COSM 56-36	386	185	47.9	72	72	72	72	83	61	68	73
5637-COSM 56-37	690	322	46.7	100	121	107	113	132	89	98	116
5638-COSM 56-38	639	319	49.9	111	135	105	139	126	119	111	127
5639-COSM 56-39	457	162	35.4	31	72	40	80	61	60	45	77
5640-COSM 56-40	557	202	36.3	72	86	76	80	95	64	73	81
5641-COSM 56-41	933	402	43.1	138	140	138	142	172	105	128	140
5642-COSM 56-42	726	308	42.4	116	119	113	122	145	93	109	122
5643-COSM 56-43	947	491	51.8	172	143	162	144	217	103	156	148
5701-COG 57-01	777	321	41.3	123	133	112	145	147	107	122	130
5702-COG 57-02	972	470	48.4	168	173	166	178	214	130	149	182
ABSENTEE TOTALS	218859	30050	13.7	10428	7611	9872	8079	12047	5952	9719	7937
GRAND TOTALS	218859	133943	61.2	45738	35541	43270	37496	51757	29172	42744	36532

TOTALS	GENERAL ELECTION, NOVEMBER 8, 1994 JUDICIAL OFFICES														
	REGISTRATION	BALLOTS CAST	TURNOUT	FOR ASSOCIATE JUSTICE J. GARY HASTINGS		FOR ASSOCIATE JUSTICE ORVILLE A. ARMSTRONG		FOR ASSOCIATE JUSTICE MARGARET M. GRIGNON		FOR ASSOCIATE JUSTICE RAMONA GODOY PEREZ					
				YES	NO	YES	NO	YES	NO	YES	NO	YES	NO		
SANTA BARBARA COUNTY	218859	133943	61.2	47567	31483	50164	28355	44033	35342	43703	36572				
CONGRESSIONAL	211560	129088	61.0	45851	30296	48346	27283	42415	34038	42066	35233				
CONGRESSIONAL	7299	4855	66.5	1716	1187	1818	1072	1618	1304	1637	1339				
STATE SENATORIAL	218859	133943	61.2	47567	31483	50164	28355	44033	35342	43703	36572				
STATE ASSEMBLY	77094	47642	61.8	19225	13779	20563	12223	16694	16219	16613	16619				
STATE ASSEMBLY	141765	86301	60.9	28342	17704	29601	16132	27339	19123	27090	19953				
PROBATION OFFICER	45095	26979	59.8	8919	5131	9241	4696	8744	5488	8819	5651				
PROBATION OFFICER	51126	33632	65.8	11157	6929	11648	6304	10771	7465	10596	7820				
PROBATION OFFICER	47666	27087	56.8	8794	6106	9301	5534	8305	6680	8154	7005				
PROBATION OFFICER	40343	25882	64.2	10374	7660	11120	6763	9051	8946	8692	9434				
PROBATION OFFICER	34629	20363	58.8	8323	5657	8854	5058	7162	6763	7442	6662				
PROBATION OFFICER	7257	4865	67.0	1720	1165	1825	1047	1605	1299	1633	1320				
PROBATION OFFICER	1749	989	56.5	392	332	430	284	344	381	456	307				
PROBATION OFFICER	17872	10568	59.1	3935	3601	4357	3122	3436	4098	3368	4218				
SANTA BARBARA	54856	32774	59.7	10604	6332	10995	5818	10442	6702	10541	6894				
SANTA BARBARA	28286	16429	58.1	6785	4476	7218	4010	5835	5386	6008	5335				
SANTA BARBARA	3434	2434	70.9	815	485	886	411	725	565	671	626				
SANTA BARBARA	25161	15906	63.2	5385	3780	5607	3496	5140	4076	5099	4229				
SANTA BARBARA	2063	1389	67.3	482	373	527	327	440	424	404	456				
SANTA BARBARA	6409	3939	61.5	1332	582	1365	538	1295	636	1259	685				
SANTA BARBARA	71772	44650	62.2	16117	10357	16954	9302	14771	11775	14264	12502				

***ABSENTEE TOTALS 014		GENERAL ELECTION, NOVEMBER 8, 1994 JUDICIAL OFFICES													
	REGISTRATION	BALLOTS CAST	TURNOUT	FOR ASSOCIATE JUSTICE J. GARY HASTINGS		FOR ASSOCIATE JUSTICE ORVILLE A. ARMSTRONG		FOR ASSOCIATE JUSTICE MARGARET M. GRIGNON		FOR ASSOCIATE JUSTICE RAMONA GODOY PEREZ					
				YES	NO	YES	NO	YES	NO	YES	NO	YES	NO		
SANTA BARBARA COUNTY	218859	30050	13.7	10986	6632	11649	5877	10094	7611	9717	8167				
22ND CONGRESSIONAL	211560	29074	13.7	10622	6438	11270	5706	9745	7397	9379	7936				
23RD CONGRESSIONAL	7299	976	13.4	364	194	379	171	349	214	338	231				
18TH STATE SENATORIAL	218859	30050	13.7	10986	6632	11649	5877	10094	7611	9717	8167				
33RD STATE ASSEMBLY	77094	9827	12.7	3928	2746	4227	2425	3449	3238	3277	3452				
35TH STATE ASSEMBLY	141765	20223	14.3	7058	3886	7422	3452	6645	4373	6440	4715				
1ST SUPERVISORIAL	45095	6313	14.0	2208	1115	2332	966	2113	1235	2089	1310				
2ND SUPERVISORIAL	51126	9011	17.6	3135	1710	3297	1527	2954	1926	2852	2080				
3RD SUPERVISORIAL	47666	5151	10.8	1793	1149	1880	1035	1650	1310	1580	1417				
4TH SUPERVISORIAL	40343	5067	12.6	2025	1467	2180	1284	1759	1730	1612	1866				
5TH SUPERVISORIAL	34629	4508	13.0	1825	1191	1960	1065	1618	1410	1584	1474				
CARPINTERIA	7257	1034	14.2	393	202	410	177	371	230	359	248				
GUADALUPE	1749	198	11.3	75	64	80	58	76	66	95	56				
LOMPOC	17872	1862	10.4	697	606	782	515	595	712	565	741				
SANTA BARBARA	54856	8210	15.0	2742	1560	2885	1393	2642	1707	2584	1824				
SANTA MARIA	28286	3779	13.4	1536	986	1658	876	1349	1182	1310	1238				
SOLVANG	3434	603	17.6	196	108	207	94	165	135	155	145				
PROPOSED GOLETA INCORPO	25161	3613	14.4	1320	793	1394	707	1233	894	1180	974				
BUELLTON	2063	342	16.6	121	82	139	63	112	92	103	102				
PROPOSED MONTECITO INCO	6409	1077	16.8	400	138	402	128	374	163	355	188				
UNINCORPORATED AREA	71772	9332	13.0	3506	2093	3690	1866	3177	2430	3011	2651				

GENERAL ELECTION, NOVEMBER 8, 1994
JUDICIAL OFFICES

	REGISTRATION	BALLOTS CAST	TURNOUT	FOR ASSOCIATE JUSTICE J. GARY HASTINGS		FOR ASSOCIATE JUSTICE ORVILLE A. ARMSTRONG		FOR ASSOCIATE JUSTICE MARGARET M. GRIGNON		FOR ASSOCIATE JUSTICE RAMONA GODOY PEREZ	
				YES	NO	YES	NO	YES	NO	YES	NO
-CARP 1001	237	154	65.0	51	37	54	34	54	35	46	47
-CARP 10-02	556	290	52.2	81	69	86	63	83	68	76	73
-CARP 1003	0	0	0.0	0	0	0	0	0	0	0	0
-CARP 1004	190	120	63.2	46	39	51	33	43	43	40	46
-CARP 1005	26	16	61.5	10	1	11	0	10	1	9	1
-CARP 10-06	988	475	48.1	166	101	172	87	169	103	157	118
-CARP 10-07	469	228	48.6	58	41	57	38	64	42	56	46
-SUM 10-08	1077	515	47.8	152	97	144	97	146	105	142	110
-MONT 10-09	529	266	50.3	100	36	100	35	97	41	99	42
-MONT 1010	2	2	100.0	1	1	1	1	1	1	1	1
-MONT 10-11	551	292	53.0	111	39	112	37	105	50	105	52
-MONT 10-12	706	343	48.6	124	49	122	49	116	56	109	59
-MONT 10-13	678	334	49.3	109	63	113	37	108	65	108	69
-MONT 10-14	448	228	50.9	77	39	78	39	78	40	84	37
-MONT 10-15	458	220	48.0	92	26	92	22	94	23	83	32
-MONT 10-16	264	128	48.5	38	7	39	6	37	6	36	7
-MONT 10-17	558	270	48.4	86	39	91	35	88	43	85	46
-MONT 10-18	556	301	54.1	99	51	103	48	104	52	100	57
-MONT 10-19	389	192	49.4	81	23	83	20	80	23	76	28
-CSFR 10-20	445	192	43.1	47	34	50	29	42	39	41	41
-CSFR 10-21	591	302	51.1	90	47	90	43	93	45	91	50
-CSFR 10-22	1149	246	21.4	48	33	51	29	42	40	43	38
-CSFR 10-23	687	362	52.7	123	70	133	63	129	68	123	73
4-S.Y. 1024	3	2	66.7	1	0	1	0	1	0	1	0
5-S.Y. 1025	4	2	50.0	2	0	2	0	1	0	2	0
5-MISS 10-26	892	505	56.6	155	73	151	71	151	81	143	91
7-MISS 10-27	773	413	53.4	123	61	124	56	123	63	116	72
8-MISS 10-28	532	284	53.4	95	37	89	41	93	40	91	44
1-CCAR 11-01	567	305	53.8	104	57	109	56	87	78	91	80
2-CCAR 11-02	724	414	57.2	134	100	146	86	129	105	126	110
3-CCAR 11-03	523	252	48.2	86	74	85	73	82	77	86	76
4-CCAR 11-04	761	364	47.8	105	92	111	83	99	100	101	102
5-CCAR 11-05	1002	585	58.4	213	146	223	131	209	149	198	160
6-CCAR 11-06	799	467	58.4	168	124	190	101	148	149	163	139
7-CCAR 11-07	595	275	46.2	87	84	87	87	74	96	99	85
8-CCAR 11-08	550	232	42.2	87	55	91	52	84	60	83	61
9-CCAR 11-09	386	209	54.1	86	46	91	41	82	50	94	46
0-CCAR 11-10	550	298	54.2	110	91	121	80	103	99	105	100
1-CCAR 1111	0	0	0.0	0	0	0	0	0	0	0	0
2-CCAR 11-12	389	188	48.3	65	47	69	44	65	48	58	55
3-CCAR 11-13	411	242	58.9	82	47	92	36	72	58	70	58
1-COSB 1201	153	70	45.8	27	11	29	9	26	13	26	14
2-COSB 1202	28	16	57.1	5	1	5	1	7	0	7	0
3-COSB 12-03	856	341	39.8	111	36	115	36	122	55	120	60
4-COSB 12-04	692	313	45.2	106	51	112	46	110	52	109	54
5-COSB 12-05	533	220	41.3	82	34	81	33	71	48	71	49
6-COSB 12-06	789	258	32.7	90	65	92	63	82	73	92	72
7-COSB 12-07	712	299	42.0	106	74	119	57	92	86	118	67
8-COSB 12-08	645	322	49.9	101	64	108	57	106	63	108	64
9-COSB 1209	9	7	77.8	4	1	4	1	5	1	4	2
0-COSB 1210	125	84	67.2	26	17	27	16	27	16	26	19
1-COSB 12-11	916	467	51.0	127	69	127	70	137	68	129	80
2-COSB 12-12	790	353	44.7	125	48	117	53	120	50	110	60
3-COSB 12-13	556	279	50.2	89	39	94	31	89	40	88	45
4-COSB 12-14	823	344	41.8	114	76	124	62	107	86	124	72
5-COSB 12-15	858	355	41.4	110	86	128	69	114	93	134	69
6-COSB 12-16	712	247	34.7	90	74	98	68	80	88	95	80
7-COSB 12-17	864	434	50.2	132	83	137	75	139	82	133	92
8-COSB 12-18	658	321	48.8	96	45	96	41	96	46	92	53
9-COSB 12-19	913	377	41.3	120	79	116	82	121	76	125	80
0-COSB 12-20	607	240	39.5	80	46	74	51	80	48	81	47
1-COSB 12-21	778	257	33.0	92	46	85	51	79	54	86	54
2-COSB 12-22	949	249	26.2	69	55	79	46	78	50	77	53
3-COSB 12-23	805	379	47.1	93	59	98	52	106	49	98	60
4-COSB 12-24	789	390	49.4	116	63	121	55	122	63	124	60
5-COSB 12-25	808	353	43.7	87	53	87	51	90	53	94	50
6-COSB 12-26	903	321	35.5	81	72	83	69	89	73	96	69
7-COSB 12-27	855	326	38.1	102	67	98	70	104	67	113	67
8-COSB 12-28	905	392	43.3	127	76	122	79	142	72	150	64
9-COSB 12-29	642	290	45.2	83	56	84	54	91	53	89	56
0-COSB 12-30	780	388	49.7	119	63	117	63	126	61	123	65
1-COSB 12-31	505	234	46.3	75	42	75	39	80	35	77	42

014

GENERAL ELECTION, NOVEMBER 8, 1994
JUDICIAL OFFICES

	REGISTRATION	BALLOTS CAST	TURNOUT	FOR ASSOCIATE JUSTICE J. GARY HASTINGS	YES	NO	FOR ASSOCIATE JUSTICE ORVILLE A. ARMSTRONG	YES	NO	FOR ASSOCIATE JUSTICE MARGARET M. GRIGNON	YES	NO	FOR ASSOCIATE JUSTICE RAMONA GODOY PEREZ	YES	NO
1232-COSB 12-32	627	306	48.8	102	68	100	70	99	73	99	75				
1233-COSB 12-33	539	245	45.5	85	50	88	47	80	57	89	53				
1234-COSB 12-34	656	239	36.4	88	52	89	49	79	59	90	49				
1235-COSB 12-35	732	270	36.9	101	56	101	55	87	70	104	60				
1236-COSB 12-36	568	167	29.4	57	43	44	36	62	38	72	33				
2001-MESA 20-01	402	240	59.7	64	65	67	62	55	77	56	73				
2002-MESA 2002	35	37	67.3	16	3	14	3	13	5	11	7				
2003-HOPE 2003	182	102	56.0	40	20	40	18	35	25	34	26				
2004-HOPE 20-04	847	472	55.7	121	111	125	106	124	108	113	121				
2005-HOPE 20-05	638	332	52.0	103	86	102	83	101	90	97	95				
2006-HOPE 20-06	761	304	39.9	113	65	124	50	99	78	98	77				
2007-HOPE 20-07	519	226	43.5	88	44	94	34	84	48	81	50				
2008-HOPE 20-08	395	198	50.1	78	32	86	23	84	29	82	33				
2009-HOPE 20-09	612	282	46.1	94	52	101	44	90	57	87	61				
2010-GOL 20-10	395	211	53.4	68	41	70	38	71	42	65	48				
2011-GOL 2011	230	148	64.3	46	32	48	29	42	36	45	37				
2012-HOPE 20-12	858	403	47.0	130	98	131	94	127	100	128	99				
2013-HOPE 20-13	624	349	55.9	88	112	107	95	96	108	93	112				
2014-GOL 20-14	848	398	46.9	119	88	129	76	111	95	109	100				
2015-HOPE 20-15	414	237	57.2	97	42	103	40	91	55	88	56				
2016-GOL 20-16	431	205	47.6	84	45	87	39	78	48	74	50				
2017-GOL 20-17	841	398	47.3	126	81	139	68	130	82	121	90				
2018-GOL 20-18	838	400	47.7	149	81	152	78	143	88	132	98				
2019-GOL 20-19	736	343	46.6	108	105	115	96	95	122	105	118				
2020-GOL 20-20	767	321	41.9	113	85	123	77	109	87	116	86				
2021-GOL 20-21	665	343	51.6	103	101	107	91	104	103	104	107				
2022-GOL 20-22	776	383	49.4	135	87	133	80	130	91	127	93				
2023-GOL 20-23	783	399	51.0	135	106	126	109	112	128	112	135				
2024-GOL 20-24	733	384	52.4	118	113	131	101	119	118	117	124				
2025-GOL 20-25	866	389	44.9	123	86	136	72	117	93	116	95				
2026-GOL 20-26	655	311	47.5	89	87	89	85	101	80	96	82				
2027-GOL 20-27	546	270	49.5	102	75	102	74	94	85	99	85				
2028-GOL 20-28	457	229	50.1	74	54	80	47	74	54	69	60				
2029-GOL 20-29	677	362	53.5	119	86	123	82	117	92	111	98				
2030-GOL 20-30	508	292	57.5	94	62	101	53	94	60	93	61				
2031-GOL 20-31	528	257	48.7	105	51	106	50	96	61	95	61				
2032-GOL 20-32	492	283	57.5	102	63	104	61	102	65	95	70				
2033-GOL 20-33	809	441	54.5	147	91	151	88	137	104	133	108				
2034-GOL 20-34	459	260	56.6	87	37	88	34	87	41	78	43				
2035-CISL 2035	5	2	40.0	1	0	1	0	1	0	1	0				
2201-COSB 22-01	963	358	37.2	105	65	101	65	99	76	99	74				
2202-COSB 22-02	987	384	38.9	126	81	129	71	121	82	121	85				
2203-COSB 22-03	889	425	47.8	129	79	136	68	128	83	127	89				
2204-COSB 22-04	740	354	47.8	107	70	118	60	108	73	102	82				
2205-COSB 22-05	640	280	43.8	90	41	92	39	85	44	94	43				
2206-COSB 22-06	966	452	46.8	162	96	171	84	150	104	143	115				
2207-COSB 22-07	922	424	46.0	147	79	143	79	140	90	140	93				
2208-COSB 22-08	501	242	48.3	79	48	75	50	74	53	80	48				
2209-COSB 22-09	1007	453	45.0	142	105	151	94	131	113	133	115				
2210-COSB 22-10	1057	484	45.8	135	90	145	81	135	96	136	96				
2211-COSB 22-11	624	331	53.0	106	93	106	90	97	105	99	102				
2212-COSB 22-12	699	363	51.9	122	70	117	70	108	82	108	84				
2213-COSB 22-13	1056	500	47.3	141	98	136	99	151	98	152	100				
2214-COSB 22-14	511	254	49.7	86	55	88	50	85	55	84	61				
2215-COSB 22-15	913	429	47.0	140	100	153	78	145	91	137	101				
2216-COSB 22-16	918	399	43.5	99	113	107	103	103	111	114	103				
2217-COSB 22-17	932	378	40.6	115	77	121	72	122	74	128	72				
2218-COSB 22-18	745	308	41.3	101	56	109	48	103	60	106	59				
2219-COSB 22-19	817	353	43.2	103	66	111	61	105	69	99	76				
2220-COSB 22-20	835	367	44.0	116	67	115	65	118	66	116	68				
2221-COSB 22-21	701	348	49.6	120	58	119	51	123	53	118	55				
2222-COSB 22-22	805	337	41.9	99	61	103	56	109	55	103	65				
2223-COSB 22-23	866	448	51.7	143	73	137	77	141	80	149	76				
2224-COSB 22-24	784	387	49.4	112	74	118	69	106	81	105	82				
2225-COSB 22-25	888	490	55.2	168	92	177	83	162	97	156	109				
2226-COSB 22-26	732	340	46.4	110	52	104	58	110	58	112	61				
2227-COSB 22-27	455	208	45.7	70	46	74	42	66	52	62	56				
2228-COSB 22-28	636	297	46.7	120	48	129	39	117	50	123	42				
2229-COSB 22-29	619	301	48.6	92	76	95	68	79	84	83	93				
2230-COSB 22-30	681	327	48.0	113	50	121	43	108	56	112	57				
2231-COSB 22-31	420	200	47.6	66	42	69	39	72	39	66	45				
2232-COSB 22-32	666	388	58.3	120	53	124	51	112	67	112	70				

GENERAL ELECTION, NOVEMBER 8, 1994
JUDICIAL OFFICES

	REGISTRATION	BALLOTS CAST	TURNOUT	FOR ASSOCIATE JUSTICE J. GARY HASTINGS		FOR ASSOCIATE JUSTICE ORVILLE A. ARMSTRONG		FOR ASSOCIATE JUSTICE MARGARET M. GRIGNON		FOR ASSOCIATE JUSTICE RAMONA GODDY PEREZ	
				YES	NO	YES	NO	YES	NO	YES	NO
33-COSB 22-33	797	417	52.3	140	88	150	81	134	95	136	105
34-COSB 22-34	1043	466	44.7	156	92	167	80	156	97	154	98
35-COSB 22-35	530	246	46.4	96	57	100	51	96	57	100	56
36-COSB 22-36	516	208	40.3	84	39	88	35	80	46	78	51
37-COSB 22-37	598	273	45.7	80	61	88	52	79	62	83	58
38-COSB 22-38	668	327	49.0	133	62	137	58	132	69	131	71
39-COSB 22-39	537	295	53.0	110	55	114	48	99	62	103	59
40-COSB 22-40	519	280	53.9	79	41	90	33	82	37	74	44
41-COSB 22-41	571	289	50.6	81	63	88	56	83	62	85	62
01-GOL 3001	219	132	60.3	40	28	42	26	43	26	43	27
02-GOL 3002	103	55	53.4	6	17	6	17	13	12	9	15
03-GOL 30-03	527	286	54.3	87	73	94	65	83	77	78	80
04-GOL 30-04	828	467	56.4	158	82	158	77	151	88	146	98
05-GOL 30-05	418	223	53.3	83	51	91	43	81	53	80	54
06-GOL 30-06	691	366	53.0	113	89	124	78	108	93	111	94
07-GOL 30-07	872	389	44.6	125	86	133	79	126	88	132	87
08-GOL 30-08	828	307	37.1	121	80	123	74	102	97	112	91
09-GOL 30-09	548	285	52.0	98	67	108	55	85	81	84	84
10-GOL 30-10	612	339	55.4	112	97	129	80	104	107	106	109
11-GOL 30-11	699	354	50.6	127	100	124	101	114	114	118	115
12-GOL 30-12	556	277	49.8	90	59	87	60	81	70	79	80
13-GOL 3013	219	132	60.3	35	23	38	21	33	27	32	26
14-GOL 3014	57	33	57.9	6	6	6	6	6	5	3	8
15-GOL 30-15	519	298	57.4	102	58	106	54	95	67	92	71
16-GOL 30-16	721	322	44.7	104	67	100	70	97	77	97	82
17-UCSB 30-17	985	450	45.7	110	62	110	63	117	62	122	60
18-UCSB 30-18	1203	279	23.2	83	42	87	39	78	46	71	56
19-UCSB 30-19	387	214	55.3	54	38	56	34	62	33	73	25
20-UCSB 30-20	2344	658	28.1	181	87	186	83	168	100	193	86
21-I.V 30-21	1077	363	33.7	85	56	87	57	94	51	103	47
22-I.V 30-22	1042	297	28.5	76	43	73	42	69	50	74	46
23-I.V 30-23	992	321	32.4	94	46	88	52	83	58	81	62
24-I.V 30-24	970	297	30.6	91	56	97	47	88	62	98	55
25-I.V 30-25	1067	358	33.6	102	51	106	48	113	44	111	47
26-I.V 30-26	1146	392	34.2	75	59	85	46	84	51	91	51
27-I.V 30-27	1019	312	30.6	67	40	72	34	66	42	76	35
28-I.V 30-28	1475	534	36.2	105	76	117	62	114	79	119	79
29-I.V 30-29	1198	459	38.3	120	72	125	68	127	67	126	71
30-GOL 30-30	759	373	49.1	135	71	135	68	134	71	137	71
39-GOL 30-39	833	412	49.5	113	104	123	89	120	99	118	98
40-GOL 30-40	811	414	51.0	137	111	138	109	129	116	133	116
41-GOL 30-41	799	402	50.3	142	108	142	109	135	115	140	112
42-GOL 30-42	535	239	44.7	78	65	79	63	76	66	75	67
43-GOL 30-43	568	224	39.4	79	49	79	49	79	47	84	48
44-GOL 30-44	1091	566	51.9	182	142	194	129	182	143	180	149
45-GOL 30-45	441	218	49.4	70	69	74	63	72	65	66	71
46-GOL 30-46	580	312	53.8	98	97	103	93	99	101	100	101
47-GOL 30-47	606	327	54.0	108	98	113	94	103	102	102	107
48-GOL 30-48	566	263	46.5	93	52	92	51	89	57	97	54
49-GOL 30-49	434	227	52.3	67	44	70	41	72	41	64	49
50-GOL 3050	22	8	36.4	4	1	4	1	4	1	4	1
51-GOL 3051	45	22	48.9	4	9	4	9	4	9	4	9
52-GOL 3052	86	44	51.2	17	13	17	12	17	12	17	13
53-GOL 3053	0	0	0.0	0	0	0	0	0	0	0	0
54-PRDS 3054	1	0	0.0	0	0	0	0	0	0	0	0
55-PRDS 3055	236	136	57.6	43	34	48	32	40	40	39	41
56-STYN 3056	7	2	28.6	0	2	0	2	0	2	0	2
57-STYN 3057	63	35	55.6	16	8	18	6	14	10	9	16
58-STYN 3058	3	1	33.3	0	0	0	0	1	0	1	0
59-S.Y 30-59	560	280	50.0	89	70	109	55	80	79	78	84
60-S.Y 30-60	769	327	42.5	115	59	121	54	104	72	87	93
61-S.Y 30-61	377	182	48.3	55	54	61	48	46	61	45	63
62-S.Y 30-62	990	540	54.5	170	169	198	144	170	171	165	178
63-S.Y 30-63	810	476	58.8	192	114	207	96	171	135	167	138
64-S.Y 3064	155	101	65.2	33	21	38	14	27	24	29	25
65-SOL 3065	214	150	70.1	55	30	57	28	48	37	52	33
66-SOL 3066	42	23	54.8	4	8	6	6	4	8	2	10
67-SOL 3067	39	11	28.2	3	3	3	3	2	4	2	4
68-SOL 3068	82	54	65.9	23	5	23	4	19	7	20	6
69-BLRD 30-69	626	322	51.4	129	55	130	51	130	57	115	70
70-BLRD 3070	210	129	61.4	36	29	37	27	36	28	33	29
71-LOSO 30-71	902	495	54.9	179	106	178	105	170	118	157	127

GENERAL ELECTION, NOVEMBER 8, 1994
JUDICIAL OFFICES

REGISTRATION	BALLOTS CAST	TURNOUT	FOR ASSOCIATE JUSTICE J. GARY HASTINGS		FOR ASSOCIATE JUSTICE ORVILLE A. ARMSTRONG		FOR ASSOCIATE JUSTICE MARGARET M. GRIGNON		FOR ASSOCIATE JUSTICE RAMONA GODDY PEREZ		
			YES	NO	YES	NO	YES	NO	YES	NO	
08-DRCT 40-38	376	213	56.6	77	42	82	37	70	49	65	56
09-DRCT 40-39	971	500	51.5	225	104	224	100	191	137	190	140
10-DRCT 40-40	860	456	53.0	193	128	204	117	175	149	174	150
11-DRCT 40-41	876	446	50.9	179	126	193	112	159	149	160	147
12-DRCT 40-42	563	341	60.6	161	87	155	87	132	112	126	117
13-DRCT 40-43	594	316	53.2	134	101	151	83	129	105	125	120
14-DRCT 40-44	448	264	58.9	128	59	115	61	89	87	87	94
01-COL 45-01	669	312	46.6	118	113	133	91	95	133	98	133
02-COL 45-02	650	342	52.6	110	102	113	93	94	118	90	123
03-COL 45-03	956	444	46.4	172	142	185	124	151	162	162	157
04-COL 45-04	657	362	55.1	106	132	119	119	105	135	102	136
05-COL 45-05	912	498	54.6	192	138	199	126	159	174	161	178
06-COL 45-06	569	390	68.5	165	127	180	109	156	139	142	148
07-COL 45-07	624	314	50.3	123	119	132	109	111	129	97	143
08-COL 45-08	823	366	44.5	121	138	142	120	102	159	104	158
09-COL 45-09	848	310	36.6	122	117	135	106	112	129	121	127
10-COL 45-10	808	281	34.8	120	101	129	89	93	126	108	120
11-COL 45-11	1011	380	37.6	152	123	162	114	136	137	132	147
12-COL 45-12	542	272	50.2	105	112	129	87	99	115	102	113
13-COL 45-13	867	440	50.7	166	148	193	119	146	163	138	171
14-COL 45-14	441	202	45.8	80	70	81	66	69	79	59	87
15-COL 45-15	906	361	39.8	144	132	160	115	132	150	127	151
16-COL 45-16	659	292	44.3	114	103	114	97	97	123	100	118
17-COL 45-17	1137	577	50.7	213	208	236	181	187	232	180	244
18-COL 45-18	757	400	52.8	147	141	161	128	131	158	121	169
19-COL 45-19	987	535	54.2	175	198	212	158	143	228	149	227
20-COL 45-20	828	389	47.0	147	130	159	112	122	152	122	154
21-COL 45-21	1028	574	55.8	205	179	224	157	186	198	185	206
22-COL 45-22	507	310	61.1	114	100	125	88	97	117	92	127
23-COL 45-23	4	3	75.0	2	1	2	1	2	1	2	1
24-COL 45-24	514	285	55.4	96	100	113	83	89	106	84	114
25-COL 45-25	3	2	66.7	2	0	2	0	2	0	2	0
01-COSM 4601	0	0	0.0	0	0	0	0	0	0	0	0
01-CUY 50-01	471	227	48.2	71	89	75	82	53	106	55	102
02-L.O. 5002	0	0	0.0	0	0	0	0	0	0	0	0
03-L.O. 5003	0	0	0.0	0	0	0	0	0	0	0	0
04-SISO 5004	121	72	59.5	24	22	25	19	24	24	20	29
05-SISO 50-05	409	200	48.9	62	73	77	59	59	80	58	83
06-DRCT 50-06	381	225	59.1	95	54	76	67	67	72	73	72
07-S.M. 5007	185	113	61.1	41	33	44	28	36	37	36	38
08-DRCT 5008	0	0	0.0	0	0	0	0	0	0	0	0
09-DRCT 50-09	844	446	52.8	191	84	204	70	164	108	159	114
10-DRCT 50-10	695	389	56.0	155	110	177	86	129	132	126	139
11-DRCT 5011	233	127	54.5	50	39	58	28	46	43	38	50
12-DRCT 5012	141	80	56.7	33	24	35	23	28	30	29	29
13-S.M. 50-13	749	367	49.0	138	131	139	127	120	145	147	124
14-S.M. 5014	118	54	45.8	24	15	25	13	22	16	20	18
15-S.M. 5015	0	0	0.0	0	0	0	0	0	0	0	0
16-S.M. 5016	56	27	48.2	9	7	10	6	9	7	3	13
17-S.M. 5017	44	17	38.6	9	5	8	5	8	6	8	5
18-BON 5018	32	16	50.0	3	9	5	7	3	9	3	9
19-BON 5019	26	10	38.5	5	1	6	0	5	1	7	0
20-GUAD 5020	83	38	45.8	19	12	20	11	15	16	17	13
21-S.M. 5021	6	6	100.0	3	0	0	2	0	2	0	2
01-COSM 5601	86	34	39.5	17	13	16	14	13	17	14	16
02-COSM 5602	182	130	71.4	57	31	55	33	48	40	41	47
03-COSM 56-03	965	543	56.3	215	132	213	135	192	153	174	178
04-COSM 56-04	893	509	57.0	195	131	212	114	170	155	160	164
05-COSM 56-05	653	343	52.5	146	89	132	97	117	115	114	122
06-COSM 56-06	1026	362	35.3	169	94	188	76	144	119	148	112
07-COSM 56-07	968	429	44.3	156	113	174	97	141	133	135	140
08-COSM 56-08	732	304	41.5	129	75	136	71	105	103	107	104
09-COSM 56-09	621	326	52.5	137	95	154	77	122	109	125	110
10-COSM 56-10	694	332	47.8	140	83	155	67	125	96	125	96
11-COSM 56-11	583	261	44.8	100	79	112	69	101	80	101	83
12-COSM 56-12	534	163	30.5	75	47	70	52	61	61	70	54
13-COSM 56-13	830	279	33.6	116	84	134	69	100	97	114	91
14-COSM 5614	8	4	50.0	2	2	3	1	2	2	2	2
15-COSM 56-15	653	173	26.5	68	51	73	44	54	65	68	52
16-COSM 56-16	658	179	27.2	71	52	81	63	66	78	80	68
17-COSM 56-17	655	254	38.8	99	76	110	63	95	81	104	73
18-COSM 56-18	984	440	44.7	176	108	196	85	156	125	154	128

014		GENERAL ELECTION, NOVEMBER 8, 1994 JUDICIAL OFFICES																
		REGISTRATION	BALLOTS CAST	TURNOUT	FOR ASSOCIATE JUSTICE J. GARY HASTINGS				FOR ASSOCIATE JUSTICE ORVILLE A. ARMSTRONG				FOR ASSOCIATE JUSTICE MARGARET M. GRIGNON				FOR ASSOCIATE JUSTICE RAMONA GODOY PEREZ	
					YES	NO			YES	NO			YES	NO			YES	NO
5619-COSM 56-19	564	289	51.2		132	66			134	61			115	83			111	86
5620-COSM 56-20	797	457	57.3		171	106			184	89			149	124			163	111
5621-COSM 56-21	707	383	54.2		144	94			172	86			135	125			127	134
5622-COSM 56-22	541	288	53.2		102	74			116	66			92	86			93	85
5623-COSM 56-23	766	351	45.8		156	83			164	73			144	96			150	93
5624-COSM 56-24	606	285	47.0		131	81			136	71			116	98			114	101
5625-COSM 56-25	345	143	41.4		57	46			74	31			53	51			48	56
5626-COSM 56-26	625	227	36.3		97	52			99	45			83	63			83	57
5627-COSM 56-27	758	228	30.1		102	76			106	70			82	93			99	84
5628-COSM 56-28	1325	577	43.5		267	169			275	160			222	205			274	170
5629-COSM 56-29	558	202	36.2		72	62			71	61			51	80			73	63
5630-COSM 56-30	599	227	37.9		94	66			114	45			86	76			95	69
5631-COSM 56-31	466	148	31.8		67	47			71	40			66	48			62	50
5632-COSM 56-32	425	250	58.8		104	80			108	75			86	97			84	98
5633-COSM 56-33	620	325	52.4		141	76			141	76			120	98			129	95
5634-COSM 56-34	563	307	54.5		138	73			156	61			117	93			120	96
5635-COSM 56-35	961	507	52.8		193	161			211	141			161	192			175	190
5636-COSM 56-36	386	185	47.9		74	66			78	61			70	72			67	75
5637-COSM 56-37	690	322	46.7		121	95			127	84			100	112			95	119
5638-COSM 56-38	632	319	49.9		122	116			125	113			109	129			113	125
5639-COSM 56-39	457	162	35.4		61	59			60	62			46	76			66	55
5640-COSM 56-40	557	202	36.3		86	66			97	55			74	80			88	70
5641-COSM 56-41	933	402	43.1		166	113			168	103			122	141			142	130
5642-COSM 56-42	726	308	42.4		133	97			140	90			113	117			135	99
5643-COSM 56-43	947	491	51.8		210	111			219	88			162	140			156	146
5701-COG 57-01	777	321	41.3		129	126			140	109			115	137			154	105
5702-COG 57-02	972	470	48.4		186	142			210	117			153	178			207	146
ABSENTEE TOTALS	218859	30050	13.7		10986	6632			11649	5877			10094	7611			9717	8167
GRAND TOTALS	218859	133943	61.2		47567	31483			50164	26355			44033	35342			43703	36572

GENERAL TOTALS	GENERAL ELECTION, NOVEMBER 8, 1994 JUDICIAL OFFICES														
	REGISTRATION	BALLOTS CAST	TURNOUT	FOR ASSOCIATE JUSTICE STEVEN J. STONE		FOR ASSOCIATE JUSTICE KENNETH R. YEGAN		FOR ASSOCIATE JUSTICE FRED WOODS							
				YES	NO	YES	NO	YES	NO						
SANTA BARBARA COUNTY	218859	133943	61.2	43725	3581	44935	33820	43485	35130						
CONGRESSIONAL	211560	129088	61.0	42149	34468	43286	32573	41911	33821						
CONGRESSIONAL	7299	4855	66.5	1576	1346	1649	1247	1574	1309						
STATE SENATORIAL	218859	133943	61.2	43725	35814	44935	33820	43485	35130						
STATE ASSEMBLY	77094	47642	61.8	17264	15717	17920	14835	17099	15722						
STATE ASSEMBLY	141765	86301	60.9	26461	20097	27015	18985	26386	19408						
SUPERVISORIAL	45095	26979	59.8	8385	5873	8539	5462	8289	5673						
SUPERVISORIAL	51126	33632	65.8	10470	7757	10688	7350	10405	7555						
SUPERVISORIAL	47666	27087	56.8	8092	6984	8280	6681	8174	6689						
SUPERVISORIAL	40343	25882	64.2	9332	8695	9682	8234	9291	8654						
SUPERVISORIAL	34629	20363	58.8	7446	6505	7746	6093	7326	6559						
UTERIA	7257	4865	67.0	1575	1328	1647	1229	1573	1293						
LUPE	1749	989	56.5	315	406	363	354	324	395						
C	17872	10568	59.1	3478	4060	3686	3819	3490	4041						
SANTA BARBARA	54856	32774	59.7	10047	7073	10114	6778	9838	6992						
MARIA	28286	16429	58.1	6106	5140	6326	4819	5986	5201						
NG	3434	2434	70.9	718	612	748	576	740	558						
ED GOLETA INCORPO	25161	15906	63.2	5028	4202	5141	3977	5012	4114						
TON	2063	1389	67.3	442	419	465	391	446	407						
ED MONTECITO INCO	6409	3939	61.5	1248	706	1290	623	1275	631						
INCORPORATED AREA	71772	44650	62.2	14768	11868	15155	11254	14801	11498						

***ABSENTEE TOTALS 015	GENERAL ELECTION, NOVEMBER 8, 1994 JUDICIAL OFFICES													
	REGISTRATION	BALLOTS CAST	TURNOUT	FOR ASSOCIATE JUSTICE STEVEN J. STONE		FOR ASSOCIATE JUSTICE KENNETH R. YEGAN		FOR ASSOCIATE JUSTICE FRED WOODS						
				YES	NO	YES	NO	YES	NO					
SANTA BARBARA COUNTY	218859	30050	13.7	10043	7723	10418	7156	10053	7481					
22ND CONGRESSIONAL	211560	29074	13.7	9709	7499	10065	6953	9715	7266					
23RD CONGRESSIONAL	7299	976	13.4	334	224	353	203	338	215					
18TH STATE SENATORIAL	218859	30050	13.7	10043	7723	10418	7156	10053	7481					
33RD STATE ASSEMBLY	77094	9827	12.7	3569	3120	3700	2947	3499	3144					
35TH STATE ASSEMBLY	141765	20223	14.3	6474	4395	6718	4209	6554	4337					
1ST SUPERVISORIAL	45095	6313	14.0	2057	1324	2137	1173	2056	1249					
2ND SUPERVISORIAL	51126	9011	17.6	2878	2004	2979	1857	2915	1901					
3RD SUPERVISORIAL	47666	5151	10.8	1810	1369	1668	1285	1651	1286					
4TH SUPERVISORIAL	40343	5067	12.6	1832	1674	1896	1574	1798	1677					
5TH SUPERVISORIAL	34629	4508	13.0	1666	1352	1738	1267	1633	1368					
CARPINTERIA	7257	1034	14.2	360	235	380	213	361	229					
GUADALUPE	1749	198	11.3	64	75	76	62	65	76					
LOMPOC	17872	1862	10.4	616	497	665	441	619	484					
SANTA BARBARA	54856	8210	15.0	2577	1781	2623	1674	2539	1736					
SANTA MARIA	28286	3779	13.4	1409	1115	1461	1052	1378	1128					
SOLVANG	3434	603	17.6	169	139	177	130	173	131					
PROPOSED GOLETA INCORPO	25161	3613	14.4	1222	919	1265	845	1229	883					
BUELLTON	2063	342	16.6	112	92	117	86	118	85					
PROPOSED MONTECITO INCO	6409	1077	16.8	363	188	383	155	388	149					
UNINCORPORATED AREA	71772	9332	13.0	3151	2482	3271	2298	3183	2380					

GENERAL ELECTION, NOVEMBER 8, 1994
JUDICIAL OFFICES

	REGISTRATION	BALLOTS CAST	TURNOUT	FOR ASSOCIATE JUSTICE STEVEN J. STONE		FOR ASSOCIATE JUSTICE KENNETH R. YEGAN		FOR ASSOCIATE JUSTICE FRED WOODS	
				YES	NO	YES	NO	YES	NO
001-CARP 1001	237	154	65.0	50	39	51	38	51	37
002-CARP 10-02	556	290	52.2	75	77	83	69	82	67
003-CARP 1003	0	0	0.0	0	0	0	0	0	0
004-CARP 1004	190	120	63.2	41	44	42	43	43	41
005-CARP 1005	26	16	61.5	11	0	11	0	10	1
006-CARP 10-06	988	475	48.1	152	127	157	112	157	107
007-CARP 10-07	469	228	48.6	55	45	54	46	54	44
008-SUM 10-08	1077	515	47.8	134	115	139	106	134	109
009-MONT 10-09	529	266	50.3	97	41	97	41	96	40
010-MONT 1010	2	2	100.0	1	1	1	1	1	1
011-MONT 10-11	551	292	53.0	108	52	110	42	112	41
012-MONT 10-12	706	343	48.6	114	61	114	51	114	52
013-MONT 10-13	678	334	49.3	99	77	99	70	99	69
014-MONT 10-14	448	228	50.9	75	43	78	40	77	39
015-MONT 10-15	458	220	48.0	86	32	84	31	88	27
016-MONT 10-16	264	128	48.5	37	8	33	8	36	7
017-MONT 10-17	558	270	48.4	84	48	90	39	87	42
018-MONT 10-18	556	301	54.1	92	61	100	54	94	60
019-MONT 10-19	389	192	49.4	74	29	81	23	74	26
020-CSPR 10-20	445	192	43.1	48	37	47	36	45	37
021-CSPR 10-21	591	302	51.1	83	55	93	45	84	53
022-CSPR 10-22	1149	246	21.4	44	37	41	39	46	33
023-CSPR 10-23	687	362	52.7	121	76	127	67	119	77
024-S.Y. 1024	3	2	66.7	1	0	1	0	1	0
025-S.Y. 1025	4	2	50.0	1	0	2	0	2	0
026-MISS 10-26	892	505	56.6	149	81	139	85	140	81
027-MISS 10-27	773	413	53.4	122	68	122	64	120	64
028-MISS 10-28	532	284	53.4	95	45	91	37	84	46
01-CCAR 11-01	567	305	53.8	94	70	100	62	91	73
02-CCAR 11-02	724	414	57.2	117	118	130	102	129	101
03-CCAR 11-03	523	252	48.2	79	84	85	74	80	79
04-CCAR 11-04	761	364	47.8	97	101	102	94	96	101
05-CCAR 11-05	1002	585	58.4	198	161	194	158	192	156
06-CCAR 11-06	799	467	58.4	147	150	164	131	152	143
07-CCAR 11-07	595	275	46.2	72	97	76	95	73	99
08-CCAR 11-08	550	232	42.2	80	62	84	59	74	67
09-CCAR 11-09	386	209	54.1	80	54	83	48	78	54
10-CCAR 11-10	550	298	54.2	113	91	113	89	105	93
11-CCAR 1111	0	0	0.0	0	0	0	0	0	0
12-CCAR 11-12	389	188	48.3	63	51	61	51	62	49
13-CCAR 11-13	411	242	58.9	75	54	75	53	80	49
01-COSB 1201	153	70	45.8	28	11	26	12	25	12
02-COSB 1202	28	16	57.1	6	0	5	0	6	0
03-COSB 12-03	856	341	39.8	114	56	110	58	108	61
04-COSB 12-04	692	313	45.2	108	55	105	58	101	53
05-COSB 12-05	533	220	41.3	62	52	70	45	66	50
06-COSB 12-06	789	258	32.7	74	80	74	77	73	78
07-COSB 12-07	712	299	42.0	95	85	102	77	87	87
08-COSB 12-08	645	322	49.9	99	74	103	67	101	64
09-COSB 1209	9	7	77.8	4	1	4	1	4	1
10-COSB 1210	125	84	67.2	24	19	25	18	25	17
11-COSB 12-11	916	467	51.0	138	73	131	70	125	72
12-COSB 12-12	790	353	44.7	121	53	117	53	110	60
13-COSB 12-13	556	279	50.2	86	41	82	42	82	44
14-COSB 12-14	823	344	41.8	102	85	105	79	109	80
15-COSB 12-15	858	355	41.4	101	96	102	94	95	99
16-COSB 12-16	712	247	34.7	85	79	77	85	77	87
17-COSB 12-17	864	434	50.2	133	91	132	85	134	83
18-COSB 12-18	658	321	48.8	93	52	89	51	87	50
19-COSB 12-19	913	377	41.3	109	94	113	84	111	90
20-COSB 12-20	607	240	39.5	71	54	72	55	67	55
21-COSB 12-21	778	257	33.0	89	47	84	48	85	49
22-COSB 12-22	949	249	26.2	73	52	67	56	67	58
23-COSB 12-23	805	379	47.1	96	62	93	58	94	59
24-COSB 12-24	789	390	49.4	119	62	117	64	114	67
25-COSB 12-25	808	353	43.7	81	63	82	59	82	59
26-COSB 12-26	903	321	35.5	77	78	77	78	81	76
27-COSB 12-27	855	326	38.1	98	72	100	69	91	76
28-COSB 12-28	905	392	43.3	122	81	115	84	123	78
29-COSB 12-29	642	290	45.2	82	57	81	57	77	59
30-COSB 12-30	780	388	49.7	113	76	116	69	116	68
31-COSB 12-31	505	234	46.3	81	37	69	43	71	48

GENERAL ELECTION, NOVEMBER 8, 1994

016

	REGISTRATION	BALLOTS CAST	TURNOUT	STATE SUPERINTENDENT OF PUBLIC INSTRUCTION MAUREEN G. DIMARCO	DELAINE EASTIN
3072-LOSO 3072	88	55	62.5	21	23
3073-BLTN 3073	170	116	68.2	34	54
3074-BLTN 3074	109	63	57.8	25	21
3075-BLTN 3075	91	52	57.1	16	18
3076-BLTN 3076	94	47	50.0	13	20
3077-VIST 3077	156	87	55.8	28	45
3078-VIST 3078	0	0	0.0	0	0
3079-VIST 3079	17	11	64.7	5	6
3080-VIST 3080	141	95	67.4	21	47
3081-VIST 3081	9	6	66.7	3	3
3082-VIST 3082	43	33	76.7	5	20
3083-PUR 3083	40	28	70.0	2	16
3084-PUR 3084	44	21	47.7	5	15
3085-PUR 3085	155	113	72.9	38	61
3086-PUR 3086	115	74	64.3	37	24
3087-PUR 30-87	678	359	52.9	134	195
3088-PUR 30-88	666	403	60.5	148	206
3089-PUR 30-89	663	361	54.4	130	198
3090-PUR 3090	0	0	0.0	0	0
3091-PUR 30-91	438	202	46.1	45	104
3092-LOSA 30-92	641	324	50.5	95	188
3093-LOSA 3093	46	25	54.3	11	5
3094-DRCT 3094	14	9	64.3	6	3
3201-AIR 3201	2	1	50.0	0	1
3301-CSOL 3301	150	114	76.0	45	46
3302-CSOL 33-02	930	426	45.8	134	207
3303-CSOL 33-03	888	455	51.2	158	212
3304-CSOL 33-04	1092	555	50.8	182	253
3305-CSOL 3305	230	182	79.1	67	66
3306-CSOL 3306	144	101	70.1	39	39
3401-CBLT 34-01	429	207	48.3	79	98
3402-CBLT 34-02	767	393	51.2	133	182
3403-CBLT 34-03	867	447	51.6	131	242
3501-COL 3501	165	65	39.4	19	40
3502-COL 3502	0	0	0.0	0	0
4001-PUR 4001	2	2	100.0	0	2
4002-PUR 40-02	1378	374	27.1	120	214
4003-PUR 4003	23	11	47.8	4	3
4004-PUR 4004	0	0	0.0	0	0
4005-PUR 4005	0	0	0.0	0	0
4006-PUR 40-06	517	300	58.0	115	163
4007-PUR 4007	3	2	66.7	0	1
4008-PUR 40-08	452	277	61.3	105	139
4009-PUR 40-09	633	330	52.1	107	184
4010-PUR 40-10	838	510	60.9	188	259
4011-PUR 40-11	578	307	53.1	104	181
4012-PUR 40-12	446	223	50.0	86	106
4013-PUR 40-13	764	444	58.1	186	193
4014-PUR 4014	0	0	0.0	0	0
4015-CAS 4015	86	30	34.9	8	19
4016-LOSA 4016	11	5	45.5	4	1
4017-DRCT 4017	1	1	100.0	1	0
4018-DRCT 4018	3	3	100.0	1	1
4019-DRCT 40-19	359	189	52.6	76	87
4020-DRCT 4020	43	22	51.2	12	10
4021-DRCT 40-21	872	454	52.1	188	215
4022-DRCT 40-22	774	445	57.5	179	223
4023-DRCT 40-23	815	442	54.2	159	229
4024-DRCT 40-24	628	297	47.3	111	150
4025-DRCT 40-25	591	278	47.0	88	136
4026-DRCT 4026	206	139	67.5	49	77
4027-DRCT 40-27	980	624	63.7	233	307
4028-DRCT 40-28	478	271	56.7	92	133
4029-DRCT 40-29	687	396	57.6	168	174
4030-DRCT 40-30	854	400	46.8	142	187
4031-DRCT 40-31	1008	589	58.4	222	303
4032-DRCT 40-32	740	459	62.0	204	206
4033-DRCT 40-33	500	295	59.0	129	140
4034-DRCT 40-34	547	312	57.0	120	143
4035-DRCT 40-35	740	450	60.8	170	211
4036-DRCT 40-36	663	362	54.6	156	155
4037-DRCT 40-37	728	397	54.5	163	193

***ABSENTEE TOTALS
017

GENERAL ELECTION, NOVEMBER 8, 1994
SCHOOL DISTRICTS

	REGISTRATION	BALLOTS CAST	TURNOUT	SANTA BARBARA COMMUNITY COLLEGE DIST 4YR- TA3 (2) JOE W. DOBBS	LEN JARROTT	DESMOND O'NEILL	SANTA BARBARA COMMUNITY COLLEGE DIST. 2 YR- TA 3 ROBERT A. GRAYSON	JOAN M. LIVINGSTON							
SANTA BARBARA COUNTY	127709	18288	14.3	8658	7358	6192	5262	7457							
22ND CONGRESSIONAL	120410	17307	14.4	8188	6994	5813	4935	7104							
23RD CONGRESSIONAL	7299	981	13.4	470	364	379	327	353							
18TH STATE SENATORIAL	127709	18288	14.3	8658	7358	6192	5262	7457							
35TH STATE ASSEMBLY	127709	18288	14.3	8658	7358	6192	5262	7457							
1ST SUPERVISORIAL	45088	6339	14.1	2899	2462	2174	1832	2493							
2ND SUPERVISORIAL	51121	9047	17.7	4423	3762	3040	2601	3814							
3RD SUPERVISORIAL	31500	2902	9.2	1336	1134	978	829	1150							
CARPINTERIA	7257	1036	14.3	503	390	407	352	371							
SANTA BARBARA	54856	8245	15.0	3756	3183	2915	2396	3392							
PROPOSED GOLETA INCORPD	25161	3626	14.4	1771	1523	1191	1012	1533							
PROPOSED MONTECITO INCO	6409	1085	16.9	519	482	306	281	435							
UNINCORPORATED AREA	34026	4296	12.6	2109	1780	1373	1221	1726							

017

GENERAL ELECTION, NOVEMBER 8, 1994
SCHOOL DISTRICTS

	REGISTRATION	BALLOTS CAST	TURNOUT		SANTA BARBARA COMMUNITY COLLEGE DIST 4YR- TA3 (2) JDE W. DOBBS	LEN JARROTT	DESMOND O'NEILL		SANTA BARBARA COMMUNITY COLLEGE DIST. 2 YR- TA 3 ROBERT A. GRAYSON	JOAN M. LIVINGSTON					
1234-COSB 12-34	656	238	36.3		67	49	119		76	81					
1235-COSB 12-35	732	270	36.9		79	61	137		99	95					
1236-COSB 12-36	568	167	29.4		57	38	80		58	51					
2001-MESA 20-01	402	240	59.7		90	74	90		61	94					
2002-MESA 2002	55	36	65.5		20	16	16		17	10					
2003-HOPE 2003	182	104	57.1		41	39	44		35	42					
2004-HOPE 20-04	847	471	55.6		177	175	138		125	168					
2005-HOPE 20-05	638	332	52.0		158	111	114		92	141					
2006-HOPE 20-06	761	304	39.9		138	108	99		99	125					
2007-HOPE 20-07	519	226	43.5		116	91	63		74	84					
2008-HOPE 20-08	395	197	49.9		98	80	63		68	76					
2009-HOPE 20-09	612	281	45.9		127	93	77		86	88					
2010-GOL 20-10	395	212	53.7		96	83	67		71	76					
2011-GOL 2011	230	149	64.8		71	51	54		33	62					
2012-HOPE 20-12	858	403	47.0		194	147	139		122	165					
2013-HOPE 20-13	624	344	55.1		152	119	133		108	143					
2014-GOL 20-14	848	398	46.9		147	132	135		120	140					
2015-HOPE 20-15	414	237	57.2		118	87	82		77	108					
2016-GOL 20-16	431	206	47.8		105	88	54		47	98					
2017-GOL 20-17	841	398	47.3		195	174	127		103	165					
2018-GOL 20-18	838	400	47.7		189	145	133		97	180					
2019-GOL 20-19	736	343	46.6		150	111	115		124	113					
2020-GOL 20-20	767	321	41.9		128	107	128		124	96					
2021-GOL 20-21	665	343	51.6		139	122	144		122	128					
2022-GOL 20-22	776	383	49.4		169	132	146		122	147					
2023-GOL 20-23	783	399	51.0		164	120	147		131	134					
2024-GOL 20-24	733	384	52.4		185	125	139		128	132					
2025-GOL 20-25	866	389	44.9		147	120	143		119	137					
2026-GOL 20-26	655	311	47.5		123	107	120		107	110					
2027-GOL 20-27	546	270	49.5		129	96	100		94	101					
2028-GOL 20-28	457	229	50.1		116	97	72		55	105					
2029-GOL 20-29	677	362	53.5		172	138	118		103	152					
2030-GOL 20-30	508	292	57.5		124	120	93		72	130					
2031-GOL 20-31	528	257	48.7		113	102	104		97	89					
2032-GOL 20-32	492	284	57.7		137	112	89		77	117					
2033-GOL 20-33	809	440	54.4		201	167	124		113	170					
2034-GOL 20-34	457	261	56.9		119	84	95		86	104					
2201-COSB 22-01	963	358	37.2		112	98	137		130	95					
2202-COSB 22-02	987	383	38.8		143	113	146		118	135					
2203-COSB 22-03	889	425	47.8		136	122	150		119	149					
2204-COSB 22-04	740	354	47.8		151	104	123		112	118					
2205-COSB 22-05	640	281	43.9		129	88	97		80	108					
2206-COSB 22-06	966	452	46.8		211	184	130		132	188					
2207-COSB 22-07	922	424	46.0		149	140	165		141	136					
2208-COSB 22-08	501	242	48.3		89	94	87		66	102					
2209-COSB 22-09	1007	454	45.1		190	143	189		171	160					
2210-COSB 22-10	1057	483	45.7		166	137	162		154	154					
2211-COSB 22-11	624	331	53.0		130	116	129		103	111					
2212-COSB 22-12	699	363	51.9		139	133	115		116	131					
2213-COSB 22-13	1056	501	47.4		192	178	177		144	167					
2214-COSB 22-14	511	254	49.7		117	98	93		85	97					
2215-COSB 22-15	913	429	47.0		180	154	150		143	151					
2216-COSB 22-16	918	399	43.5		143	120	146		125	136					
2217-COSB 22-17	932	379	40.7		126	102	142		121	107					
2218-COSB 22-18	745	308	41.3		107	93	112		101	100					
2219-COSB 22-19	817	353	43.2		104	85	137		102	114					
2220-COSB 22-20	835	367	44.0		147	114	119		110	137					
2221-COSB 22-21	701	348	49.6		132	150	122		100	141					
2222-COSB 22-22	805	338	42.0		116	91	138		100	110					
2223-COSB 22-23	866	447	51.6		174	155	128		125	174					
2224-COSB 22-24	784	387	49.4		141	125	126		96	144					
2225-COSB 22-25	888	490	55.2		200	175	173		156	173					
2226-COSB 22-26	732	340	46.4		120	133	115		100	121					
2227-COSB 22-27	455	208	45.7		91	84	77		67	82					
2228-COSB 22-28	636	297	46.7		130	103	89		96	114					
2229-COSB 22-29	619	302	48.8		113	107	113		103	110					
2230-COSB 22-30	681	327	48.0		144	120	111		77	142					
2231-COSB 22-31	420	200	47.6		90	74	41		60	83					
2232-COSB 22-32	666	389	58.4		178	174	119		105	162					
2233-COSB 22-33	797	418	52.4		187	172	136		129	156					
2234-COSB 22-34	1043	466	44.7		178	151	160		147	167					
2235-COSB 22-35	530	246	46.4		99	75	100		78	104					

[Faint, illegible text in the first column]																	

GRAND TOTALS	GENERAL ELECTION, NOVEMBER 8, 1994 SCHOOL DISTRICTS													
	REGISTRATION	BALLOTS CAST	TURNOUT		ALLAN HANCOCK JOINT COMM. COLLEGE DIST - TA 3 JOSEPH J FIEDERER	LAWRENCE R. LAHR	JOSEPH A. PILIERO							
SANTA BARBARA COUNTY	16367	9846	60.2		2747	4139	1280							
CONGRESSIONAL	16367	9846	60.2		2747	4139	1280							
STATE SENATORIAL	16367	9846	60.2		2747	4139	1280							
STATE ASSEMBLY	15726	9450	60.1		2689	3899	1243							
STATE ASSEMBLY	641	396	61.8		58	240	37							
SUPERVISORIAL	1379	840	60.9		206	390	121							
SUPERVISORIAL	7518	5383	71.6		1695	2173	495							
SUPERVISORIAL	7470	3623	48.5		846	1576	664							
ALUPE	1749	993	56.8		195	383	262							
MARIA	4598	2015	43.8		513	908	297							
CORPORATED AREA	10020	6838	68.2		2039	2848	721							

***ABSENTEE TOTALS 018	GENERAL ELECTION, NOVEMBER 8, 1994 SCHOOL DISTRICTS																
	REGISTRATION	BALLOTS CAST	TURNOUT		ALLAN HANCOCK JOINT COMM. COLLEGE DIST - TA 3 JOSEPH J FIEDERER	LAWRENCE R. LAHR	JOSEPH A. PILLIERO										
SANTA BARBARA COUNTY	16367	1984	12.1		539	878	255										
22ND CONGRESSIONAL	16367	1984	12.1		539	878	255										
18TH STATE SENATORIAL	16367	1984	12.1		539	878	255										
33RD STATE ASSEMBLY	15726	1912	12.2		324	838	244										
35TH STATE ASSEMBLY	641	72	11.2		15	40	11										
3RD SUPERVISORIAL	1379	123	8.9		27	59	22										
4TH SUPERVISORIAL	7518	1231	16.4		365	543	108										
5TH SUPERVISORIAL	7470	630	8.4		147	276	125										
GUADALUPE	1749	204	11.7		47	81	48										
SANTA MARIA	4598	365	7.9		83	176	60										
UNINCORPORATED AREA	10020	1415	14.1		409	621	147										

AND TOTALS	GENERAL ELECTION, NOVEMBER 8, 1994 SCHOOL DISTRICTS														
	REGISTRATION	BALLOTS CAST	TURNOUT		CARPINTERIA UNIFIED SCHOOL DIST. - TA 1 (2) MARY MCWHIRTER	RICHARD "RICH" MEDEL	JOHN N. TISSOT	TYSON WILLSON, JR							
BARBARA COUNTY	10800	7174	66.4		2734	2580	1905	3418							
CONGRESSIONAL	3501	2316	66.2		736	675	562	957							
CONGRESSIONAL	7299	4858	66.6		1998	1905	1343	2461							
STATE SENATORIAL	10800	7174	66.4		2734	2580	1905	3418							
STATE ASSEMBLY	10800	7174	66.4		2734	2580	1905	3418							
SUPERVISORIAL	10800	7174	66.4		2734	2580	1905	3418							
CARPINTERIA	7257	4865	67.0		1977	1921	1348	2435							
CORPORATED AREA	3543	2309	65.2		757	659	557	983							

AND TOTALS	GENERAL ELECTION, NOVEMBER 8, 1994 SCHOOL DISTRICTS																	
	REGISTRATION	BALLOTS CAST	TURNOUT		CUYAMA JOINT UNIFIED SCHOOL DISTRICT (2) LELAND A "BIFF" CHARLTON	DIANE GARCIA	PIER HOEKSTRA	MIKE R. RAGSDALE										
SANTA BARBARA COUNTY	471	295	62.6		155	137	110	144										
CONGRESSIONAL	471	295	62.6		155	137	110	144										
STATE SENATORIAL	471	295	62.6		155	137	110	144										
STATE ASSEMBLY	471	295	62.6		155	137	110	144										
SUPERVISORIAL	471	295	62.6		155	137	110	144										
INCORPORATED AREA	471	295	62.6		155	137	110	144										

***ABSENTEE TOTALS 020	GENERAL ELECTION, NOVEMBER 8, 1994 SCHOOL DISTRICTS														
	REGISTRATION	BALLOTS CAST	TURNOUT		CUYAMA JOINT UNIFIED SCHOOL DISTRICT LELAND A "BIFF" CHARLTON	DIANE GARCIA	PIER HOEKSTRA	MIKE R. RAGSDALE							
SANTA BARBARA COUNTY	471	68	14.4		40	35	26	31							
22ND CONGRESSIONAL	471	68	14.4		40	35	26	31							
18TH STATE SENATORIAL	471	68	14.4		40	35	26	31							
35TH STATE ASSEMBLY	471	68	14.4		40	35	26	31							
5TH SUPERVISORIAL	471	68	14.4		40	35	26	31							
UNINCORPORATED AREA	471	68	14.4		40	35	26	31							

ND TOTALS	GENERAL ELECTION, NOVEMBER 8, 1994														
	SCHOOL DISTRICTS														
	REGISTRATION	BALLOTS CAST	TURNOUT		LOMPOC UNIFIED SCHOOL DISTRICT ARTHUR N. HICKS (2)	TIMOTHY N. HOWARD	STEPHEN C. STRAIGHT	JERRY THIEL							
BARBARA COUNTY	26305	15959	60.7		7890	3888	8662	5812							
CONGRESSIONAL	26305	15959	60.7		7890	3888	8662	5812							
STATE SENATORIAL	26305	15959	60.7		7890	3888	8662	5812							
STATE ASSEMBLY	25995	15744	60.6		7793	3824	8550	5730							
STATE ASSEMBLY	310	215	69.4		97	64	112	82							
PERSVISORIAL	2964	1945	65.6		937	456	1070	696							
PERSVISORIAL	23341	14014	60.0		6953	3432	7592	5116							
INCORPORATED AREA	17872	10571	59.1		5166	2467	5712	3904							
	8433	5388	63.9		2724	1221	2950	1908							

GRAND TOTALS	GENERAL ELECTION, NOVEMBER 8, 1994 SCHOOL DISTRICTS													
	REGISTRATION	BALLOTS CAST	TURNOUT	SANTA BARBARA & SANTA BARBARA HI SCHL DIST (2) GLORIA J. BUCZEK	BILL CORDERO	ALAN "LANNY" EBENSTEIN	BABATUNDE FOLAYEMI	CAPRICE FOWLER	DANIEL C. HERNANDEZ	MYRA MAHONEY	HISHAM MOSELY	Y. ARMANDO NIETO	CLAIRE B. VAN BLARICUM	
SANTA BARBARA COUNTY	116909	69646	59.6	10031	13553	18828	12443	3434	2984	14620	1777	4293	15997	
CONGRESSIONAL	116909	69646	59.6	10031	13553	18828	12443	3434	2984	14620	1777	4293	15997	
STATE SENATORIAL	116909	69646	59.6	10031	13553	18828	12443	3434	2984	14620	1777	4293	15997	
STATE ASSEMBLY	116909	69646	59.6	10031	13553	18828	12443	3434	2984	14620	1777	4293	15997	
SUPERVISORIAL	34288	19824	57.8	2548	4273	5340	4136	876	946	3649	502	1417	4268	
SUPERVISORIAL	51121	33667	65.9	5357	6821	9327	5939	1543	1326	7736	881	1898	8456	
SUPERVISORIAL	31500	16155	51.3	2126	2459	4161	2368	1015	712	3235	394	978	3273	
SANTA BARBARA	54856	32807	59.8	4817	6958	8661	6847	1523	1575	6307	779	2276	7698	
UNINCORPORATED GOLETA INCORPORATED	25161	15919	63.3	2376	3064	4382	2402	849	698	3827	413	934	3797	
UNINCORPORATED MONTECITO INCORPORATED AREA	6409	3949	61.6	522	803	1239	839	159	97	906	134	187	699	
	30483	16971	55.7	2316	2728	4546	2655	903	614	3580	451	896	3803	

***ABSENTEE TOTALS
022

GENERAL ELECTION, NOVEMBER 8, 1994
SCHOOL DISTRICTS

	REGISTRATION	BALLOTS CAST	TURNOUT	SANTA BARBARA & SANTA BARBARA HI SCHL DIST (2) GLORIA J. BUCZEK	BILL CORDERO	ALAN "LANNY" EBENSTEIN	BABATUNDE FOLAYEMI	CAPRICE FOWLER	DANIEL C. HERNANDEZ	MYRA MAHONEY	HISHAM MOSELY	Y. ARMANDO NIETO	CLAIRE B. VAN BLARICUM			
SANTA BARBARA COUNTY	116909	16743	14.3	2714	3483	5301	2366	854	618	4266	539	935	3762			
22ND CONGRESSIONAL	116909	16743	14.3	2714	3483	5301	2366	854	618	4266	539	935	3762			
18TH STATE SENATORIAL	116909	16743	14.3	2714	3483	5301	2366	854	618	4266	539	935	3762			
35TH STATE ASSEMBLY	116909	16743	14.3	2714	3483	5301	2366	854	618	4266	539	935	3762			
1ST SUPERVISORIAL	34288	4794	14.0	664	1069	1545	769	215	184	1089	152	292	993			
2ND SUPERVISORIAL	51121	9047	17.7	1574	1915	2846	1267	441	325	2374	305	474	2162			
3RD SUPERVISORIAL	31500	2902	9.2	474	499	910	330	198	109	801	82	169	607			
SANTA BARBARA	54856	8245	15.0	1349	1835	2548	1377	418	330	1911	244	499	1872			
PROPOSED GOLETA INCORPO	25161	3626	14.4	635	693	1120	438	201	150	1000	116	203	831			
PROPOSED MONTECITO INCO	6409	1085	16.9	145	226	390	103	49	25	280	48	47	180			
UNINCORPORATED AREA	30483	3787	12.4	585	729	1243	448	186	113	1075	131	186	879			

GENERAL ELECTION, NOVEMBER 8, 1994
SCHOOL DISTRICTS

	REGISTRATION	BALLOTS CAST	TURNOUT	SANTA BARBARA & SANTA BARBARA HI SCHL DIST (2) GLORIA J. BUCZEK	BILL CORDERO	ALAN "LANNY" EBENSTEIN	BABATUNDE FOLAYEMI	CAPRICE FOWLER	DANIEL C. HERNANDEZ	MYRA MAHONEY	HISHAM MOSELY	Y. ARMANDO NIETO	CLAIRE B. VAN BLARICUM			
16-GOL 30-16	721	323	44.8	48	47	78	45	16	8	78	12	22	66			
17-UCSB 30-17	985	450	45.7	47	34	80	97	36	24	41	3	31	96			
18-UCSB 30-18	1203	279	23.2	23	30	53	17	19	7	27	16	18	16			
19-UCSB 30-19	387	214	55.3	21	25	36	57	12	10	29	2	22	55			
20-UCSB 30-20	2344	659	28.1	69	85	115	69	46	38	63	17	45	83			
21-I.V 30-21	1077	363	33.7	52	28	56	42	39	13	36	6	24	51			
22-I.V 30-22	1042	297	28.5	26	34	58	28	19	21	34	6	31	26			
23-I.V 30-23	992	320	32.3	28	31	74	27	17	12	39	5	18	33			
24-I.V 30-24	970	297	30.6	28	34	71	38	20	17	30	10	25	32			
25-I.V 30-25	1067	357	33.5	41	42	78	48	32	16	40	10	22	42			
26-I.V 30-26	1146	392	34.2	27	35	61	48	26	28	30	4	36	43			
27-I.V 30-27	1019	312	30.6	27	31	68	21	29	12	19	8	18	29			
28-I.V 30-28	1475	535	36.3	39	43	103	57	37	15	43	5	27	69			
29-I.V 30-29	1198	459	38.3	46	51	92	78	43	29	50	8	37	74			
30-GOL 30-30	759	372	49.0	47	61	90	80	17	21	65	9	20	91			
31-GOL 30-31	833	412	49.5	34	74	123	69	15	13	84	2	24	83			
32-GOL 30-32	811	414	51.0	67	76	116	60	16	20	95	12	27	91			
33-GOL 30-33	799	402	50.3	48	77	115	69	28	14	79	6	30	77			
34-GOL 30-34	535	239	44.7	32	45	45	44	19	15	43	7	23	37			
35-GOL 30-35	568	224	39.4	32	27	48	40	24	14	30	4	21	27			
36-GOL 30-36	1091	566	51.9	71	95	149	104	38	26	109	19	31	136			
37-GOL 30-37	441	218	49.4	32	43	65	38	16	17	55	2	18	53			
38-GOL 30-38	580	312	53.8	39	56	82	53	22	17	83	11	12	68			
39-GOL 30-39	606	326	53.8	49	70	83	39	19	15	97	9	24	69			
40-GOL 30-40	566	263	46.5	40	42	56	47	14	10	45	11	14	67			
41-GOL 30-41	434	227	52.3	29	50	78	35	8	7	44	7	4	55			
42-GOL 3050	22	8	36.4	0	1	3	2	0	1	3	0	0	3			
43-GOL 3051	45	22	48.9	2	0	4	7	1	1	7	1	0	5			
44-GOL 3052	86	44	51.2	4	4	18	5	3	2	16	3	1	10			
45-GOL 3053	0	0	0.0	0	0	0	0	0	0	0	0	0	0			
46-AIR 3201	2	1	50.0	0	0	0	0	1	0	0	0	0	1			
EE TOTALS	116909	16743	14.3	2714	3483	5301	2366	854	618	4266	539	935	3762			
TOTALS	116909	69646	59.6	10031	13553	18828	12443	3434	2984	14620	1777	4293	15997			

GENERAL ELECTION, NOVEMBER 8, 1994
SCHOOL DISTRICTS

ND. TOTALS	GENERAL ELECTION, NOVEMBER 8, 1994 SCHOOL DISTRICTS													
	REGISTRATION	BALLOTS CAST	TURNOUT	SANTA MARIA JOINT UNION HIGH SCHOOL - 4 YR BARBARA CHABOT	ROGER IKOLA	FRED MILLER	MURIEL S. ROBINSON	FRANK A. RUSSO	HILDA ZACARIAS		SANTA MARIA JOINT UNION HIGH SCHOOL - 2 YR ED DOZIER	ROBERT C. LANPHIER		
BARBARA COUNTY	51861	32399	62.5	6676	15709	13773	10962	10098	11076		13957	11310		
CONGRESSIONAL	51861	32399	62.5	6676	15709	13773	10962	10098	11076		13957	11310		
STATE SENATORIAL	51861	32399	62.5	6676	15709	13773	10962	10098	11076		13957	11310		
STATE ASSEMBLY	51099	31930	62.5	6356	15544	13611	10836	9976	10968		13760	11169		
STATE ASSEMBLY	762	469	61.5	120	165	162	126	122	108		197	141		
SUPERVISORIAL	701	430	61.3	116	151	141	121	95	94		175	131		
SUPERVISORIAL	17002	11888	69.9	2494	5794	5023	4300	3551	3768		5179	3960		
SUPERVISORIAL	34158	20081	58.8	4066	9764	8609	6541	6452	7214		8603	7219		
SUPERVISORIAL	1749	993	56.8	171	479	378	261	247	500		452	343		
SANTA MARIA	28286	16432	58.1	3389	8032	7146	5386	5406	5807		7060	5962		
INCORPORATED AREA	21826	14974	68.6	3116	7198	6249	5315	4445	4769		6445	5005		

***ABSENTEE TOTALS
023

GENERAL ELECTION, NOVEMBER 8, 1994
SCHOOL DISTRICTS

	REGISTRATION	BALLOTS CAST	TURNOUT	SANTA MARIA JOINT UNION HIGH SCHOOL - 4 YR BARBARA CHABOT	ROGER IKOLA	FRED MILLER	MURIEL S. ROBINSON	FRANK A. RUSSO	HILDA ZACARIAS	SANTA MARIA JOINT UNION HIGH SCHOOL - 2 YR ED DOZIER	ROBERT C. LANPHER				
SANTA BARBARA COUNTY	51861	7018	13.5	1504	3537	2897	2689	2182	2587	2910	2531				
22ND CONGRESSIONAL	51861	7018	13.5	1504	3537	2897	2689	2182	2587	2910	2531				
18TH STATE SENATORIAL	51861	7018	13.5	1504	3537	2897	2689	2182	2587	2910	2531				
33RD STATE ASSEMBLY	51099	6945	13.6	1485	3507	2863	2671	2164	2570	2877	2506				
35TH STATE ASSEMBLY	762	73	9.6	19	30	34	18	18	17	33	25				
3RD SUPERVISORIAL	701	72	10.3	18	30	34	18	17	17	33	25				
4TH SUPERVISORIAL	17002	2492	14.7	522	1298	1048	991	742	829	1018	897				
5TH SUPERVISORIAL	34158	4454	13.0	964	2209	1815	1680	1423	1741	1859	1609				
GUADALUPE	1749	204	11.7	35	108	69	61	49	113	95	65				
SANTA MARIA	28286	3782	13.4	839	1866	1572	1426	1224	1440	1562	1394				
UNINCORPORATED AREA	21826	3032	13.9	630	1563	1256	1202	909	1034	1253	1072				

GENERAL ELECTION, NOVEMBER 8, 1994
SCHOOL DISTRICTS

	REGISTRATION	BALLOTS CAST	TURNOUT	SANTA MARIA JOINT UNION HIGH SCHOOL - 4 YR BARBARA CHABOT	ROGER IKOLA	FRED MILLER	MURIEL S. ROBINSON	FRANK A. RUSSO	HILDA ZACARIAS	SANTA MARIA JOINT UNION HIGH SCHOOL - 2 YR ED DOZIER	ROBERT C. LANPHIER
02-LOSA 30-92	61	324	50.5	88	109	99	89	71	67	132	94
03-LOSA 3093	46	25	54.3	4	9	5	11	4	6	6	8
04-DRCT 3094	14	9	64.3	6	3	3	3	3	4	4	4
05-CAS 4015	86	30	34.9	5	15	11	6	8	7	12	13
06-LOSA 4016	11	5	45.5	2	4	3	2	0	0	1	1
07-DRCT 4017	1	1	100.0	0	1	1	1	0	0	0	1
08-DRCT 4018	3	3	100.0	0	1	0	1	0	3	1	0
09-DRCT 40-19	359	189	52.6	29	101	77	59	57	50	70	63
10-DRCT 4020	43	22	51.2	5	13	6	10	10	5	10	10
11-DRCT 40-21	872	454	52.1	100	212	182	200	126	156	205	153
12-DRCT 40-22	774	445	57.5	94	217	231	139	132	133	209	158
13-DRCT 40-23	815	442	54.2	102	197	203	160	155	140	197	164
14-DRCT 40-24	628	297	47.3	66	149	116	89	88	95	135	93
15-DRCT 40-25	591	278	47.0	46	129	110	89	83	75	109	91
16-DRCT 4026	206	139	67.5	39	85	64	63	35	44	53	58
17-DRCT 40-27	980	624	63.7	116	324	266	230	163	239	267	191
18-DRCT 40-28	478	271	56.7	42	119	117	92	78	83	104	84
19-DRCT 40-29	687	396	57.6	57	192	181	137	98	124	168	111
20-DRCT 40-30	854	400	46.8	69	163	161	133	101	97	150	128
21-DRCT 40-31	1008	589	58.4	165	276	272	195	192	196	271	206
22-DRCT 40-32	740	459	62.0	106	243	185	177	133	144	193	178
23-DRCT 40-33	500	295	59.0	75	143	127	110	89	104	145	93
24-DRCT 40-34	547	312	57.0	66	145	136	100	93	100	136	104
25-DRCT 40-35	740	450	60.8	91	225	182	147	121	140	201	130
26-DRCT 40-36	663	362	54.6	72	176	138	128	97	115	158	113
27-DRCT 40-37	728	397	54.5	84	182	180	138	130	113	199	115
28-DRCT 40-38	376	213	56.6	47	94	101	65	42	49	92	59
29-DRCT 40-39	971	500	51.5	104	216	192	197	140	151	225	152
30-DRCT 40-40	860	455	52.9	109	215	183	149	144	156	211	153
31-DRCT 40-41	876	446	50.9	107	203	197	142	158	117	218	129
32-DRCT 40-42	563	341	60.6	63	182	131	134	116	97	151	128
33-DRCT 40-43	594	316	53.2	67	150	136	111	102	101	155	100
34-DRCT 40-44	448	265	59.2	44	144	86	105	98	105	115	84
35-COSM 4601	0	0	0.0	0	0	0	0	0	0	0	0
36-SISO 5004	121	72	59.5	13	26	29	19	33	24	32	22
37-SISO 50-05	409	200	48.9	50	89	100	59	63	63	87	78
38-DRCT 50-06	381	224	58.8	32	133	81	78	52	58	82	72
39-S.M. 5007	185	114	61.6	26	65	55	41	37	37	47	41
40-DRCT 5008	0	0	0.0	0	0	0	0	0	0	0	0
41-DRCT 50-09	844	445	52.7	77	171	158	172	126	145	158	159
42-DRCT 50-10	695	389	56.0	76	179	173	132	139	113	165	126
43-DRCT 5011	233	127	54.5	22	63	56	40	35	44	47	51
44-DRCT 5012	141	79	56.0	11	43	27	25	21	32	36	29
45-S.M. 50-13	749	367	49.0	79	150	148	82	102	151	159	126
46-S.M. 5014	118	54	45.8	9	28	27	20	13	14	21	25
47-S.M. 5015	0	0	0.0	0	0	0	0	0	0	0	0
48-S.M. 5016	56	29	51.8	7	17	16	8	8	6	16	4
49-S.M. 5017	44	17	38.6	4	10	9	3	6	4	5	7
50-BON 5018	32	17	53.1	2	16	14	7	5	1	4	10
51-BON 5019	26	10	38.5	0	6	1	0	1	5	7	2
52-GUAD 5020	83	38	45.8	8	20	14	15	7	21	22	11
53-S.M. 5021	6	6	100.0	0	2	3	0	1	1	1	1
54-COSM 5601	86	34	39.5	7	19	18	10	6	12	11	20
55-COSM 5602	182	129	70.9	34	54	54	41	43	32	48	45
56-COSM 56-03	965	542	56.2	116	278	205	207	184	162	220	176
57-COSM 56-04	893	509	57.0	107	248	204	182	153	160	216	167
58-COSM 56-05	653	343	52.5	74	132	144	117	119	109	161	115
59-COSM 56-06	1026	362	35.3	85	174	151	114	104	128	191	112
60-COSM 56-07	968	429	44.3	82	205	183	141	136	136	182	149
61-COSM 56-08	732	304	41.5	81	119	126	102	103	89	139	94
62-COSM 56-09	621	326	52.5	45	178	168	107	116	89	133	125
63-COSM 56-10	694	332	47.8	62	176	143	118	97	114	131	135
64-COSM 56-11	583	261	44.8	36	137	115	89	74	98	108	97
65-COSM 56-12	534	164	30.7	48	79	76	33	52	55	68	70
66-COSM 56-13	830	279	33.6	56	130	124	73	85	103	136	97
67-COSM 5614	8	4	50.0	0	3	4	0	4	1	1	3
68-COSM 56-15	653	173	26.5	35	82	67	45	47	69	93	46
69-COSM 56-16	658	179	27.2	40	76	81	49	66	75	87	67
70-COSM 56-17	655	254	38.8	60	131	126	69	89	89	99	111
71-COSM 56-18	984	440	44.7	75	251	206	144	148	123	173	171
72-COSM 56-19	564	289	51.2	59	160	116	121	85	97	126	102
73-COSM 56-20	797	457	57.3	82	198	187	152	140	135	183	141

GENERAL ELECTION, NOVEMBER 8, 1994																	
SCHOOL DISTRICTS																	
023	REGISTRATION	BALLOTS CAST	TURNOUT		SANTA MARIA JOINT UNION HIGH SCHOOL - 4 YR BARBARA CHABOT	ROGER IKOLA	FRED MILLER	MURIEL S. ROBINSON	FRANK A. RUSSO	HILDA ZACARIAS		SANTA MARIA JOINT UNION HIGH SCHOOL - 2 YR ED DOZIER	ROBERT C. LANPHIER				
5621-COSM 56-21	707	383	54.2		73	188	201	110	133	116		165	136				
5622-COSM 56-22	541	288	53.2		66	142	116	93	96	97		116	98				
5623-COSM 56-23	766	351	45.8		71	170	163	124	122	118		140	141				
5624-COSM 56-24	606	285	47.0		65	184	135	96	95	87		137	100				
5625-COSM 56-25	345	143	41.4		25	78	62	38	54	45		63	58				
5626-COSM 56-26	625	227	36.3		47	109	97	74	71	81		84	84				
5627-COSM 56-27	755	228	30.1		45	118	80	59	76	106		112	85				
5628-COSM 56-28	1325	576	43.5		100	261	253	130	178	255		294	182				
5629-COSM 56-29	558	202	36.2		38	109	108	40	80	77		90	72				
5630-COSM 56-30	599	227	37.9		42	112	108	56	86	87		97	88				
5631-COSM 56-31	466	148	31.8		29	83	74	40	61	53		62	62				
5632-COSM 56-32	425	250	58.8		40	144	119	87	92	90		107	108				
5633-COSM 56-33	620	326	52.6		70	184	141	105	100	106		135	119				
5634-COSM 56-34	563	307	54.5		74	146	138	85	96	101		126	115				
5635-COSM 56-35	961	507	52.8		109	255	227	163	181	173		226	171				
5636-COSM 56-36	386	185	47.9		39	92	84	43	63	70		80	63				
5637-COSM 56-37	690	322	46.7		70	159	169	99	132	109		140	118				
5638-COSM 56-38	639	319	49.9		67	150	148	90	98	94		144	121				
5639-COSM 56-39	457	160	35.0		36	63	60	37	44	85		76	58				
5640-COSM 56-40	557	202	36.3		36	93	89	54	81	99		88	84				
5641-COSM 56-41	933	403	43.2		69	170	175	147	145	156		166	152				
5642-COSM 56-42	726	309	42.6		51	168	128	91	95	128		169	95				
5643-COSM 56-43	947	492	52.0		104	178	201	185	152	158		175	208				
5701-COG 57-01	777	319	41.1		56	167	107	92	84	170		141	120				
5702-COG 57-02	972	470	48.4		80	204	202	108	114	217		216	158				
ABSENTEE TOTALS	51861	7018	13.5		1504	3537	2897	2689	2182	2587		2910	2531				
GRAND TOTALS	51861	32399	62.5		6676	15709	13773	10962	10098	11076		13957	11310				

AND TOTALS	GENERAL ELECTION, NOVEMBER 8, 1994 SCHOOL DISTRICTS													
	REGISTRATION	BALLOTS CAST	TURNOUT	SANTA YNEZ VALLEY UNION HIGH SCHOOL DISTRICT (3) GREGORY S. CLARK	SUE E. DOHERTY	JOHN A. FELICIANO	DON M. LOPER	CHIP ORTON						
SANTA BARBARA COUNTY	12508	8597	68.7	3260	4467	3913	3399	3438						
CONGRESSIONAL	12508	8597	68.7	3260	4467	3913	3399	3438						
STATE SENATORIAL	12508	8597	68.7	3260	4467	3913	3399	3438						
STATE ASSEMBLY	12508	8597	68.7	3260	4467	3913	3399	3438						
SUPERVISORIAL	7	5	71.4	0	2	2	0	3						
SUPERVISORIAL	12501	8592	68.7	3260	4467	3911	3399	3435						
SUPERVISORIAL	0	0	0.0	0	0	0	0	0						
UNINCORPORATED AREA	3434	2441	71.1	871	1198	1184	1012	995						
UNINCORPORATED AREA	2063	1392	67.5	466	711	619	588	585						
UNINCORPORATED AREA	7011	4764	68.0	1923	2560	2110	1799	1858						

GRAND TOTALS	GENERAL ELECTION, NOVEMBER 8, 1994 SCHOOL DISTRICTS														
	REGISTRATION	BALLOTS CAST	TURNOUT		BALLARD SCHOOL DISTRICT DOUGLAS G. BEVERLY (2)	SUSIE HARRISON	MARJORIE POPPER	JOHN D. STIEG							
SANTA BARBARA COUNTY	986	707	71.7		224	288	268	218							
CONGRESSIONAL	986	707	71.7		224	288	268	218							
STATE SENATORIAL	986	707	71.7		224	288	268	218							
STATE ASSEMBLY	986	707	71.7		224	288	268	218							
SUPERVISORIAL	986	707	71.7		224	288	268	218							
UNINCORPORATED AREA	150	114	76.0		39	41	33	44							
	836	593	70.9		185	247	235	174							

***ABSENTEE TOTALS 025	GENERAL ELECTION, NOVEMBER 8, 1994 SCHOOL DISTRICTS																
	REGISTRATION	BALLOTS CAST	TURNOUT		BALLARD SCHOOL DISTRICT (2) DOUGLAS G. BEVERLY	SUSIE HARRISON	MARJORIE POPPER	JOHN D. STIEG									
SANTA BARBARA COUNTY	986	141	14.3		34	64	47	49									
22ND CONGRESSIONAL	986	141	14.3		34	64	47	49									
18TH STATE SENATORIAL	986	141	14.3		34	64	47	49									
35TH STATE ASSEMBLY	986	141	14.3		34	64	47	49									
3RD SUPERVISORIAL	986	141	14.3		34	64	47	49									
SOLVANG	150	0	0.0		0	0	0	0									
UNINCORPORATED AREA	836	141	16.9		34	64	47	49									

***ABSENTEE TOTALS
026

GENERAL ELECTION, NOVEMBER 8, 1994
SCHOOL DISTRICTS

	REGISTRATION	BALLOTS CAST	TURNOUT	BLOCHMAN UNION SCHOOL DISTRICT DEBORAH D. ADAM (2)	JAMES E. MICHAEL	ESTHER M. MORGAN	"BEATY" BARBER	MANUEL J. DUTRA, JR.	ED HOLT							
SANTA BARBARA COUNTY	530	72	13.6	13	24	17	4	31	32							
22ND CONGRESSIONAL	530	72	13.6	13	24	17	4	31	32							
18TH STATE SENATORIAL	530	72	13.6	13	24	17	4	31	32							
33RD STATE ASSEMBLY	409	71	17.4	13	24	17	4	30	31							
35TH STATE ASSEMBLY	121	1	0.8	0	0	0	0	1	1							
5TH SUPERVISORIAL	530	72	13.6	13	24	17	4	31	32							
UNINCORPORATED AREA	530	72	13.6	13	24	17	4	31	32							

TOTALS	GENERAL ELECTION, NOVEMBER 8, 1994 SCHOOL DISTRICTS														
	REGISTRATION	BALLOTS CAST	TURNOUT		BUELLTON UNION SCHOOL DISTRICT JUDITH EVERT DALE (3)	JOHN KENNETH DORWIN	JERRY RENELLI	STEVE A. HAMAKER							
SANTA BARBARA COUNTY	2757	1852	67.2		1074	674	1028	976							
CONGRESSIONAL	2757	1852	67.2		1074	674	1028	976							
STATE SENATORIAL	2757	1852	67.2		1074	674	1028	976							
STATE ASSEMBLY	2757	1852	67.2		1074	674	1028	976							
SUPERVISORIAL	2757	1852	67.2		1074	674	1028	976							
UNINCORPORATED AREA	230	182	79.1		87	54	74	74							
	2063	1392	67.5		844	524	820	767							
	464	278	59.9		143	96	134	135							

GENERAL TOTALS	GENERAL ELECTION, NOVEMBER 8, 1994 SCHOOL DISTRICTS													
	REGISTRATION	BALLOTS CAST	TURNOUT	GOLETA UNION SCHOOL DISTRICT RICHARD E. MAYER (3)	WILMA M. FANNING	PATTY FORGIE	JONI ZETTER	DAVID CRAIG CHAPMAN						
BARBARA COUNTY	45540	25667	56.4	9798	7467	10621	7853	8440						
CONGRESSIONAL	45540	25667	56.4	9798	7467	10621	7853	8440						
STATE SENATORIAL	45540	25667	56.4	9798	7467	10621	7853	8440						
STATE ASSEMBLY	45540	25667	56.4	9798	7467	10621	7853	8440						
SUPERVISORIAL	14040	9512	67.7	4017	3103	4108	3170	3472						
SUPERVISORIAL	31500	16155	51.3	5781	4364	6513	4683	4968						
BARBARA	2	1	50.0	0	1	1	0	1						
UNINCORPORATED GOLETA INCORPORATED AREA	25161	15919	63.3	4547	5145	6764	5299	5663						
INCORPORATED AREA	20377	9747	47.8	3251	2321	3856	2534	2776						

***ABSENTEE TOTALS
029

GENERAL ELECTION, NOVEMBER 8, 1994
SCHOOL DISTRICTS

	REGISTRATION	BALLOTS CAST	TURNOUT		SOLETA UNION SCHOOL DISTRICT RICHARD E. MAYER (3)	WILMA M. FANNING	PATTY FORGIE	JONI ZETTER	DAVID CRAIG CHAPMAN							
SANTA BARBARA COUNTY	45540	5383	11.8		2275	1997	2191	1942	2048							
22ND CONGRESSIONAL	45540	5383	11.8		2275	1997	2191	1942	2048							
18TH STATE SENATORIAL	45540	5383	11.8		2275	1997	2191	1942	2048							
35TH STATE ASSEMBLY	45540	5383	11.8		2275	1997	2191	1942	2048							
2ND SUPERVISORIAL	14040	2481	17.7		1070	919	1026	926	972							
3RD SUPERVISORIAL	31500	2902	9.2		1205	1078	1165	1016	1076							
SANTA BARBARA	2	0	0.0		0	0	0	0	0							
PROPOSED GOLETA INCORPORATED AREA	25161	3626	14.4		1540	1401	1471	1353	1382							
UNINCORPORATED AREA	20377	1757	8.6		735	596	720	589	666							

TOTALS	GENERAL ELECTION, NOVEMBER 8, 1994 SCHOOL DISTRICTS														
	REGISTRATION	BALLOTS CAST	TURNOUT		GUADALUPE UNION SCHOOL DISTRICT HERB SANCHEZ (3)	ROSIE GARCIA	ROBERTA NARTATEZ	DAVID SOLIS RODRIGUEZ							
SANTA BARBARA COUNTY	1832	1031	56.3		483	547	506	534							
CONGRESSIONAL	1832	1031	56.3		483	547	506	534							
STATE SENATORIAL	1832	1031	56.3		483	547	506	534							
STATE ASSEMBLY	1832	1031	56.3		483	547	506	534							
SUPERVISORIAL	1832	1031	56.3		483	547	506	534							
UNINCORPORATED AREA	1749	993	56.8		470	526	488	514							
	83	38	45.8		13	21	18	20							

D TOTALS	GENERAL ELECTION, NOVEMBER 8, 1994 SCHOOL DISTRICTS												
	REGISTRATION	BALLOTS CAST	TURNOUT	MONTECITO UNION SCHOOL DISTRICT JACK ANDERSON (3)	DEAN MORAY	PAULINE SCHEINBERG	GARY W. ROBINSON						
SANTA BARBARA COUNTY	5292	3685	69.6	1173	1734	1282	1941						
CONGRESSIONAL	5292	3685	69.6	1173	1734	1282	1941						
STATE SENATORIAL	5292	3685	69.6	1173	1734	1282	1941						
STATE ASSEMBLY	5292	3685	69.6	1173	1734	1282	1941						
SUPERVISORIAL	5292	3685	69.6	1173	1734	1282	1941						
SANTA BARBARA	153	69	45.1	26	28	20	30						
UNINCORPORATED MONTECITO INCD	4128	2891	70.0	914	1365	1024	1512						
INCORPORATED AREA	1011	725	71.7	233	341	238	399						

D TOTALS	GENERAL ELECTION, NOVEMBER 8, 1994												
	SCHOOL DISTRICTS												
	REGISTRATION	BALLOTS CAST	TURNOUT		SANTA MARIA-BONITA SCHOOL DISTRICT GEORGE ACOSTA (2)	CRAIG M. BEEBE	JEROME A. HERNANDEZ	JUDITH L. HORST					
SANTA BARBARA COUNTY	27552	15680	56.9		6528	6714	4518	5163					
LEGISLATIVE ASSEMBLY	27552	15680	56.9		6528	6714	4518	5163					
LEGISLATIVE SENATORIAL	27552	15680	56.9		6528	6714	4518	5163					
LEGISLATIVE ASSEMBLY	27552	15680	56.9		6528	6714	4518	5163					
LEGISLATIVE SUPERVISORIAL	27552	15680	56.9		6528	6714	4518	5163					
SANTA MARIA UNINCORPORATED AREA	26342	15008	57.0		6236	6456	4296	4974					
INCORPORATED AREA	1210	672	55.5		292	258	222	189					

GENERAL ELECTION, NOVEMBER 8, 1994
SCHOOL DISTRICTS

TOTALS

	REGISTRATION	BALLOTS CAST	TURNOUT	VISTA DEL MAR UNION SCHOOL DISTRICT STEWART C. ABERCROMBIE	RICK SAWYER	PAK BLODDORN	CINDY ANN BROWN	WILLIAM T. GIORGI	NATALIE WONG	RICHARD ALAN ROJAS	ROBERT N. HAZARD						
SANTA BARBARA COUNTY	366	236	64.5	120	54	80	64	57	101	53	71						
LEGISLATIVE ASSEMBLY	366	236	64.5	120	54	80	64	57	101	53	71						
LEGISLATIVE SENATORIAL	366	236	64.5	120	54	80	64	57	101	53	71						
LEGISLATIVE ASSEMBLY	366	236	64.5	120	54	80	64	57	101	53	71						
SUPERVISORIAL	366	236	64.5	120	54	80	64	57	101	53	71						
INCORPORATED AREA	366	236	64.5	120	54	80	64	57	101	53	71						

***ABSENTEE TOTALS
036

GENERAL ELECTION, NOVEMBER 8, 1994
SCHOOL DISTRICTS

	REGISTRATION	BALLOTS CAST	TURNOUT	VISTA DEL MAR UNION SCHOOL DISTRICT (3) STEWART C. ABERCROMBIE	RICK SAWYER	PAK BLODORN	CINDY ANN BROWN	WILLIAM T. GIORGI	NATALIE WONG	RICHARD ALAN ROJAS	ROBERT N. HAZARD						
SANTA BARBARA COUNTY	366	4	1.1	3	0	1	1	1	3	1	1						
22ND CONGRESSIONAL	366	4	1.1	4	0	1	1	1	3	1	1						
18TH STATE SENATORIAL	366	4	1.1	3	0	1	1	1	3	1	1						
35TH STATE ASSEMBLY	366	4	1.1	3	0	1	1	1	3	1	1						
3RD SUPERVISORIAL	366	4	1.1	3	0	1	1	1	3	1	1						
UNINCORPORATED AREA	366	4	1.1	3	0	1	1	1	3	1	1						

GENERAL ELECTION, NOVEMBER 8, 1994
SCHOOL DISTRICTS

	REGISTRATION	BALLOTS CAST	TURNOUT	VISTA DEL MAR UNION SCHOOL DISTRICT (3) STEWART C. ABERCROMBIE	RICK SAWYER	PAK BLODORN	CINDY ANN BROWN	WILLIAM T. GIORGI	NATALIE WONG	RICHARD ALAN ROJAS	ROBERT N. HAZARD						
77-VIST 3077	156	87	55.8	55	14	31	21	22	21	17	39						
79-VIST 3079	17	11	64.7	6	0	0	2	7	7	3	2						
80-VIST 3080	141	95	67.4	40	11	36	28	13	32	15	20						
81-VIST 3081	9	6	66.7	3	0	1	2	2	4	2	2						
82-VIST 3082	43	33	76.7	13	9	11	10	12	14	13	7						
FREE TOTALS	366	236	64.5	120	54	80	64	57	101	53	71						
TOTALS	366	236	64.5	120	54	80	64	57	101	53	71						

AND TOTALS	GENERAL ELECTION, NOVEMBER 8, 1994 CITY OF BUELLTON																
	REGISTRATION	BALLOTS CAST	TURNOUT		CITY OF BUELLTON CITY COUNCIL MEMBER (3) DAN MIROBALLI	DIANE WHITEHAIR	RON DALE	VICTORIA D. POINTER	EILEEN RYAN PRESTON	NEIL D. JONES	THANA ROBINSON	RUSS HICKS	MIKE HENDRICK				
BARBARA COUNTY	2063	1392	67.5		437	487	257	596	343	604	299	594	81				
CONGRESSIONAL	2063	1392	67.5		437	487	257	596	343	604	299	594	81				
STATE SENATORIAL	2063	1392	67.5		437	487	257	596	343	604	299	594	81				
STATE ASSEMBLY	2063	1392	67.5		437	487	257	596	343	604	299	594	81				
SUPERVISORIAL	2063	1392	67.5		437	487	257	596	343	604	299	594	81				
TON	2063	1392	67.5		437	487	257	596	343	604	299	594	81				

***ABSENTEE TOTALS
037

GENERAL ELECTION, NOVEMBER 8, 1994
CITY OF BUELLTON

	REGISTRATION	BALLOTS CAST	TURNOUT		CITY OF BUELLTON CITY COUNCIL MEMBER (3) DAN MIROBALLI	DIANE WHITEHAIR	RON DALE	VICTORIA D. POINTER	EILEEN RYAN PRESTON	NEIL D. JONES	THANA ROBINSON	RUSS HICKS	MIKE HENDRICK			
SANTA BARBARA COUNTY	2063	345	16.7		121	104	58	152	96	172	77	134	27			
22ND CONGRESSIONAL	2063	345	16.7		121	104	58	152	96	172	77	134	27			
18TH STATE SENATORIAL	2063	345	16.7		121	104	58	152	96	172	77	134	27			
38TH STATE ASSEMBLY	2063	345	16.7		121	104	58	152	96	172	77	134	27			
3RD SUPERVISORIAL	2063	345	16.7		121	104	58	152	96	172	77	134	27			
BUELLTON	2063	345	16.7		121	104	58	152	96	172	77	134	27			

GENERAL ELECTION, NOVEMBER 8, 1994
CITY OF BUELLTON

	REGISTRATION	BALLOTS CAST	TURNOUT		CITY OF BUELLTON CITY COUNCIL MEMBER (3) DAN MIROBALLI	DIANE WHITEHAIR	RON DALE	VICTORIA D. POINTER	EILEEN RYAN PRESTON	NEIL D. JONES	THANA ROBINSON	RUSS HICKS	MIKE HENDRICK				
1-CBLT 34-01	429	207	48.3		71	52	40	87	45	101	46	83	10				
2-CBLT 34-02	767	393	51.2		114	130	78	189	110	155	92	165	28				
3-CBLT 34-03	867	447	51.6		131	201	81	168	92	176	84	212	16				
SEE TOTALS	2063	345	16.7		121	104	58	152	96	172	77	134	27				
TOTALS	2063	1392	67.5		437	487	257	596	343	604	299	594	81				

GENERAL ELECTION, NOVEMBER 8, 1994
CITY OF CARPINTERIA

ND TOTALS

	REGISTRATION	BALLOTS CAST	TURNOUT	CITY OF CARPINTERIA CITY COUNCIL MEMBER (3) BRAD STEIN	ROBERT J. GODFREY	GARY NIELSEN	BOB NEEDHAM	KEN DANIELI	DONNA JORDAN	JUDIE CHESSON	JIM TROTTER						
BARBARA COUNTY	7257	4865	67.0	2115	1628	2139	1921	414	2245	585	1658						
CONGRESSIONAL	411	306	74.5	127	113	147	117	21	130	29	124						
CONGRESSIONAL	6846	4559	66.6	1988	1515	1992	1802	393	2115	556	1534						
STATE SENATORIAL	7257	4865	67.0	2115	1628	2139	1921	414	2245	585	1658						
STATE ASSEMBLY	7257	4865	67.0	2115	1628	2139	1921	414	2245	585	1658						
PERVISORIAL	7257	4865	67.0	2115	1628	2139	1921	414	2245	585	1658						
TERIA	7257	4865	67.0	2115	1628	2139	1921	414	2245	585	1658						

***ABSENTEE TOTALS
038

GENERAL ELECTION, NOVEMBER 8, 1994
CITY OF CARPINTERIA

	REGISTRATION	BALLOTS CAST	TURNOUT	CITY OF CARPINTERIA CITY COUNCIL MEMBER BRAD STEIN	ROBERT J. GODFREY	GARY NIELSEN	BOB NEEDHAM	KEN DANIELI	DONNA JORDAN	JUDIE CHESSON	JIM TROTTER				
SANTA BARBARA COUNTY	7257	1036	14.3	422	389	483	374	99	446	140	402				
22ND CONGRESSIONAL	411	64	15.6	21	29	34	26	4	22	6	33				
23RD CONGRESSIONAL	6846	972	14.2	401	360	449	348	95	424	134	369				
18TH STATE SENATORIAL	7257	1036	14.3	422	389	483	374	99	446	140	402				
35TH STATE ASSEMBLY	7257	1036	14.3	422	389	483	374	99	446	140	402				
1ST SUPERVISORIAL	7257	1036	14.3	422	389	483	374	99	446	140	402				
CARPINTERIA	7257	1036	14.3	422	389	483	374	99	446	140	402				

GENERAL ELECTION, NOVEMBER 8, 1994
CITY OF CARPINTERIA

	REGISTRATION	BALLOTS CAST	TURNOUT	CITY OF CARPINTERIA CITY COUNCIL MEMBER (3) BRAD STEIN	ROBERT J. GODFREY	GARY NIELSEN	BOB NEEDHAM	KEN DANIELI	DONNA JORDAN	JUDIE CHESSON	JIM TROTTER						
1-CCAR 11-01	567	304	53.6	143	88	126	118	22	143	22	83						
2-CCAR 11-02	724	414	57.2	177	161	209	173	23	191	41	160						
3-CCAR 11-03	523	251	48.0	119	67	102	103	18	124	23	88						
4-CCAR 11-04	761	364	47.8	165	113	148	137	29	164	38	117						
5-CCAR 11-05	1002	585	58.4	262	179	269	246	50	272	80	204						
6-CCAR 11-06	799	467	58.4	174	181	224	176	36	196	66	167						
7-CCAR 11-07	595	275	46.2	126	84	114	106	34	133	36	79						
8-CCAR 11-08	550	232	42.2	140	47	57	137	18	142	22	49						
9-CCAR 11-09	386	209	54.1	80	71	75	73	25	92	31	67						
10-CCAR 11-10	550	298	54.2	127	102	140	114	27	134	37	92						
11-CCAR 1111	0	0	0.0	0	0	0	0	0	0	0	0						
12-CCAR 11-12	389	188	48.3	74	62	79	71	16	80	24	59						
13-CCAR 11-13	411	242	58.9	106	84	113	93	17	108	23	91						
FEE TOTALS	7257	1036	14.3	422	389	483	374	99	446	140	402						
TOTALS	7257	4865	67.0	2115	1628	2139	1921	414	2245	585	1658						

ND TOTALS	GENERAL ELECTION, NOVEMBER 8, 1994 CITY OF GUADALUPE																
	REGISTRATION	BALLOTS CAST	TURNOUT		CITY OF GUADALUPE MAYOR RENALDO "RENNIE" PILI		CITY OF GUADALUPE CITY COUNCIL MEMBER (2) JAVIER SAUCEDO	KENNETH T. WESTALL	MICHAEL S. RIVERA	J. EARLEEN RAGUZ		CITY OF GUADALUPE CITY CLERK NANCY C. ETTEDDQUE		CITY OF GUADALUPE TREASURER KENNETH T. ROSENE			
BARBARA COUNTY	1749	993	56.8		609		450	480	347	195		756		718			
CONGRESSIONAL	1749	993	56.8		609		450	480	347	195		756		718			
STATE SENATORIAL	1749	993	56.8		609		450	480	347	195		756		718			
STATE ASSEMBLY	1749	993	56.8		609		450	480	347	195		756		718			
SUPERVISORIAL	1749	993	56.8		609		450	480	347	195		756		718			
LUPE	1749	993	56.8		609		450	480	347	195		756		718			

***ABSENTEE TOTALS
039

GENERAL ELECTION, NOVEMBER 8, 1994
CITY OF GUADALUPE

	REGISTRATION	BALLOTS CAST	TURNOUT	CITY OF GUADALUPE MAYOR RENALDO "RENNIE" PILI	CITY OF GUADALUPE CITY COUNCIL MEMBER (2) JAVIER SAUCEDO	KENNETH T. WESTALL	MICHAEL S. RIVERA	J. EARLEEN RAGUZ	CITY OF GUADALUPE CITY CLERK NANCY C. ETTEDDGUE	CITY OF GUADALUPE TREASURER KENNETH T. ROSENE
SANTA BARBARA COUNTY	1749	204	11.7	131	91	95	77	37	152	144
22ND CONGRESSIONAL	1749	204	11.7	131	91	95	77	37	152	144
18TH STATE SENATORIAL	1749	204	11.7	131	91	95	77	37	152	144
33RD STATE ASSEMBLY	1749	204	11.7	131	91	95	77	37	152	144
5TH SUPERVISORIAL	1749	204	11.7	131	91	95	77	37	152	144
GUADALUPE	1749	204	11.7	131	91	95	77	37	152	144

GENERAL ELECTION, NOVEMBER 8, 1994
CITY OF GUADALUPE

	REGISTRATION	BALLOTS CAST	TURNOUT		CITY OF GUADALUPE MAYOR RENALDO "RENNIE" PILI		CITY OF GUADALUPE CITY COUNCIL MEMBER (2) JAVIER SAUCEDO		KENNETH T. WESTALL		MICHAEL S. RIVERA		J. EARLEEN RAGUZ		CITY OF GUADALUPE CITY CLERK NANCY C. ETTEDDGUE		CITY OF GUADALUPE TREASURER KENNETH T. ROSENE				
-COG 57-01	777	319	41.1		210		167	147	109	57					258		234				
-COG 57-02	972	470	48.4		268		192	238	161	101					346		340				
TOTALS	1749	204	11.7		131		91	95	77	37				152		144					
TOTALS	1749	993	56.8		609		450	480	347	195				756		718					

GENERAL ELECTION, NOVEMBER 8, 1994
CITY OF LOMPOC

D TOTALS

	REGISTRATION	BALLOTS CAST	TURNOUT		CITY OF LOMPOC MAYOR MEL GORDON	JOYCE HOWERTON		CITY OF LOMPOC CITY COUNCIL MEMBER (2) MICHAEL ECKMAN, SR	HOWARD MALMAD	MIKE SIMINSKI	"WILL" HOWARD SCHUYLER	PAT BRADY	DAVID GRILL	VICTOR HORSMAN				
SANTA BARBARA COUNTY	17872	10571	59.1		3786	6409		1135	864	5335	4 40	3117	1192	1213				
CONGRESSIONAL	17872	10571	59.1		3786	6409		1135	864	5335	4940	3117	1192	1213				
STATE SENATORIAL	17872	10571	59.1		3786	6409		1135	864	5335	4940	3117	1192	1213				
STATE ASSEMBLY	17872	10571	59.1		3786	6409		1135	864	5335	4940	3117	1192	1213				
SUPERVISORIAL	165	65	39.4		27	32		7	6	23	17	16	5	10				
SUPERVISORIAL	17707	10506	59.3		3759	6377		1128	858	5312	4923	3101	1187	1203				
	17872	10571	59.1		3786	6409		1135	864	5335	4940	3117	1192	1213				

***ABSENTEE TOTALS
040

GENERAL ELECTION, NOVEMBER 8, 1994
CITY OF LOMPOC

	REGISTRATION	BALLOTS CAST	TURNOUT	CITY OF LOMPOC MAYOR MEL GORDON	JOYCE HOWERTON	CITY OF LOMPOC CITY COUNCIL MEMBER (2) MICHAEL ECKMAN, SR	HOWARD MALMAD	MIKE SIMINSKI	"WILL" HOWARD SCHUYLER	PAT BRADY	DAVID GRILL	VICTOR HORSMAN
SANTA BARBARA COUNTY	17872	1866	10.4	727	1075	190	174	905	921	578	232	197
22ND CONGRESSIONAL	17872	1866	10.4	727	1075	190	174	905	921	578	232	197
18TH STATE SENATORIAL	17872	1866	10.4	727	1075	190	174	905	921	578	232	197
33RD STATE ASSEMBLY	17872	1866	10.4	727	1075	190	174	905	921	578	232	197
3RD SUPERVISORIAL	165	0	0.0	0	0	0	0	0	0	0	0	0
4TH SUPERVISORIAL	17707	1866	10.5	727	1075	190	174	905	921	578	232	197
LOMPOC	17872	1866	10.4	727	1075	190	174	905	921	578	232	197

GENERAL ELECTION, NOVEMBER 8, 1994
CITY OF LOMPOC

	REGISTRATION	BALLOTS CAST	TURNOUT	CITY OF LOMPOC MAYOR MEL GORDON	JOYCE HOWERTON	CITY OF LOMPOC CITY COUNCIL MEMBER MICHAEL ECKMAN, SR	HOWARD MALMAD	MIKE SIMINSKI	"WILL" HOWARD SCHUYLER	PAT BRADY	DAVID GRILL	VICTOR HORSMAN
1-COL 3501	165	45	39.4	27	32	7	6	23	17	16	5	10
2-COL 3502	0	0	0.0	0	0	0	0	0	0	0	0	0
1-COL 45-01	669	312	46.6	108	202	41	24	157	138	94	51	27
2-COL 45-02	650	342	52.6	123	206	21	18	186	187	129	19	38
3-COL 45-03	956	445	46.5	137	259	51	28	210	191	162	47	50
4-COL 45-04	657	362	55.1	112	243	27	16	194	174	157	25	37
5-COL 45-05	912	498	54.6	180	299	42	21	294	241	186	42	39
6-COL 45-06	569	390	68.5	155	224	24	23	213	180	124	108	25
7-COL 45-07	624	314	50.3	120	176	29	34	164	161	92	19	32
8-COL 45-08	823	366	44.5	138	218	35	24	169	201	101	30	49
9-COL 45-09	848	310	36.6	106	185	36	13	157	152	72	22	44
0-COL 45-10	808	280	34.7	97	175	37	21	118	122	70	17	59
1-COL 45-11	1011	380	37.6	125	235	38	39	188	165	91	35	59
2-COL 45-12	542	272	50.2	89	175	28	23	145	127	85	32	26
3-COL 45-13	867	440	50.7	167	247	47	30	206	216	131	49	54
4-COL 45-14	441	202	45.8	73	122	24	24	96	98	52	27	22
5-COL 45-15	906	361	39.8	115	237	58	30	160	150	92	36	64
6-COL 45-16	659	292	44.3	103	181	44	28	137	140	68	28	43
7-COL 45-17	1137	577	50.7	198	353	68	55	289	271	150	66	74
8-COL 45-18	757	399	52.7	143	246	41	42	208	203	107	29	48
9-COL 45-19	987	535	54.2	200	320	51	42	322	281	137	60	49
0-COL 45-20	828	389	47.0	104	270	49	39	175	136	113	56	36
1-COL 45-21	1028	574	55.8	232	322	65	59	296	211	160	84	63
2-COL 45-22	507	310	61.1	123	179	46	27	157	139	61	34	35
3-COL 4523	4	3	75.0	1	2	0	1	2	1	0	0	2
4-COL 45-24	514	285	55.4	83	194	16	23	162	115	89	39	21
5-COL 4525	3	2	66.7	0	2	0	0	2	0	0	0	0
FREE TOTALS	17872	1866	10.4	727	1075	190	174	905	921	578	232	197
TOTALS	17872	10571	59.1	3786	6409	1135	864	5335	4940	3117	1192	1213

AND TOTALS	GENERAL ELECTION, NOVEMBER 8, 1994 CITY OF SANTA MARIA												
	REGISTRATION	BALLOTS CAST	TURNOUT	CITY OF SANTA MARIA MAYOR "ROCKY" BUNCH	DAVID W. CAMMACK	GEORGE S. HOBBS							
BARBARA COUNTY	28286	16426	58.1	7746	1085	7121							
CONGRESSIONAL	28286	16426	58.1	7746	1085	7121							
STATE SENATORIAL	28286	16426	58.1	7746	1085	7121							
STATE ASSEMBLY	28286	16426	58.1	7746	1085	7121							
SUPERVISORIAL	0	0	0.0	0	0	0							
SUPERVISORIAL	28286	16426	58.1	7746	1085	7121							
SANTA MARIA	28286	16426	58.1	7746	1085	7121							

GENERAL ELECTION, NOVEMBER 8, 1994
CITY OF SANTA MARIA

AND TOTALS

	REGISTRATION	BALLOTS CAST	TURNOUT		CITY OF SANTA MARIA CITY COUNCIL MEMBER ROGER MINAMI	ABEL MALDONADO	BOB ORACH	TRENT BENEDETTI	GIL GUEVARA	JASON A. WALKER	STANLEY WATSON	JOE CENTENO	RICHARD D. CHENOWETH	DON HOSEPIAN	J. SCOTT HOLLISTER	RON HUNT	
BARBARA COUNTY	28286	16426	58.1		1955	5562	5478	3260	1309	769	381	5871	1410	814	1297	555	
CONGRESSIONAL	28286	16426	58.1		1955	5562	5478	3260	1309	769	381	5871	1410	814	1297	555	
STATE SENATORIAL	28286	16426	58.1		1955	5562	5478	3260	1309	769	381	5871	1410	814	1297	555	
STATE ASSEMBLY	28286	16426	58.1		1955	5562	5478	3260	1309	769	381	5871	1410	814	1297	555	
UPERVISORIAL	0	0	0.0		0	0	0	0	0	0	0	0	0	0	0	0	0
UPERVISORIAL	28286	16426	58.1		1955	5562	5478	3260	1309	769	381	5871	1410	814	1297	555	
SANTA MARIA	28286	16426	58.1		1955	5562	5478	3260	1309	769	381	5871	1410	814	1297	555	

***ABSENTEE TOTALS
042

GENERAL ELECTION, NOVEMBER 8, 1994
CITY OF SANTA MARIA

	REGISTRATION	BALLOTS CAST	TURNOUT		CITY OF SANTA MARIA CITY COUNCIL MEMBER ROGER MINAMI	ABEL MALDONADO	BOB ORACH	TRENT BENEDETTI	GIL GUEVARA	JASON A. WALKER	STANLEY WATSON	JOE CENTENO	RICHARD D. CHENOWETH	DON HOSEPIAN	J. SCOTT HOLLISTER	RON HUNT
SANTA BARBARA COUNTY	28286	3783	13.4		413	1165	1322	665	285	189	107	1440	380	204	334	139
22ND CONGRESSIONAL	28286	3783	13.4		413	1165	1322	665	285	189	107	1440	380	204	334	139
18TH STATE SENATORIAL	28286	3783	13.4		413	1165	1322	665	285	189	107	1440	380	204	334	139
33RD STATE ASSEMBLY	28286	3783	13.4		413	1165	1322	665	285	189	107	1440	380	204	334	139
4TH SUPERVISORIAL	0	0	0.0		0	0	0	0	0	0	0	0	0	0	0	0
5TH SUPERVISORIAL	28286	3783	13.4		413	1165	1322	665	285	189	107	1440	380	204	334	139
SANTA MARIA	28286	3783	13.4		413	1165	1322	665	285	189	107	1440	380	204	334	139

GENERAL ELECTION, NOVEMBER 8, 1994
CITY OF SANTA MARIA

	REGISTRATION	BALLOTS CAST	TURNOUT	CITY OF SANTA MARIA CITY COUNCIL MEMBER ROGER MINAMI	ABEL MALDONADO	BOB DRACH	TRENT BENEDETTI	GIL GUEVARA	JASON A. WALKER	STANLEY WATSON	JOE CENTENO	RICHARD D. CHENOWETH	DON HOSEPIAN	J. SCOTT HOLLISTER	RON HUNT
-COSM 4601	0	0	0.0	0	0	0	0	0	0	0	0	0	0	0	0
-COSM 5601	86	35	40.7	3	13	7	5	5	4	0	20	0	2	3	2
-COSM 5602	182	131	72.0	10	45	51	25	3	7	0	53	11	11	7	4
1-COSM 56-03	965	541	56.1	59	133	207	162	26	23	10	181	38	27	55	9
1-COSM 56-04	893	508	56.9	37	196	205	126	15	15	2	158	49	14	46	17
1-COSM 56-05	653	343	52.5	28	127	125	96	23	17	5	86	16	13	48	9
1-COSM 56-06	1026	362	35.3	16	142	104	65	35	27	5	118	16	20	28	14
1-COSM 56-07	968	429	44.3	47	127	165	89	20	23	15	147	27	15	43	18
1-COSM 56-08	732	304	41.5	38	115	85	80	18	19	3	88	20	11	27	17
1-COSM 56-09	621	327	52.7	48	99	120	45	18	10	8	158	28	13	26	12
1-COSM 56-10	694	332	47.8	42	111	130	54	18	10	3	142	38	11	34	13
1-COSM 56-11	583	261	44.8	29	103	86	48	31	13	2	100	17	12	14	1
1-COSM 56-12	534	182	30.3	30	75	30	28	10	6	6	62	8	4	9	9
1-COSM 56-13	830	280	33.7	42	125	69	43	37	9	13	96	15	19	22	7
1-COSM 56-14	8	4	50.0	0	2	0	2	0	0	0	2	0	0	0	2
1-COSM 56-15	653	173	26.5	36	56	45	21	23	8	5	62	5	9	12	3
1-COSM 56-16	658	179	27.2	25	84	45	19	23	9	6	62	12	8	10	7
1-COSM 56-17	655	253	38.6	44	99	62	44	22	10	9	87	34	14	11	4
1-COSM 56-18	984	439	44.6	53	120	154	93	24	8	7	181	61	10	47	9
1-COSM 56-19	564	289	51.2	40	83	118	61	6	5	3	142	38	12	19	5
1-COSM 56-20	797	457	57.3	42	150	168	117	28	15	10	163	31	22	38	15
1-COSM 56-21	707	383	54.2	28	119	138	112	18	5	5	151	39	25	26	13
1-COSM 56-22	541	288	53.2	34	77	110	84	14	7	5	91	34	13	19	11
1-COSM 56-23	766	351	45.8	55	95	129	82	20	11	4	117	40	31	22	17
1-COSM 56-24	606	285	47.0	34	88	122	71	15	7	2	94	42	15	25	6
1-COSM 56-25	345	143	41.4	23	52	44	23	12	6	4	61	27	6	16	11
1-COSM 56-26	625	227	36.3	21	86	70	50	15	13	6	61	27	6	16	11
1-COSM 56-27	758	228	30.1	24	89	61	25	46	12	6	98	13	6	9	10
1-COSM 56-28	1325	577	43.5	86	259	110	96	82	40	8	74	17	8	14	7
1-COSM 56-29	558	202	36.2	30	90	46	41	25	8	2	74	17	8	14	7
1-COSM 56-30	599	227	37.9	30	86	67	40	23	9	2	74	19	5	12	5
1-COSM 56-31	466	148	31.8	26	54	43	30	18	8	2	51	6	9	4	9
1-COSM 56-32	425	250	58.8	27	65	93	58	17	13	2	97	38	8	11	11
1-COSM 56-33	620	325	52.4	38	78	137	71	23	9	3	121	52	20	21	6
1-COSM 56-34	563	307	54.5	36	92	121	81	15	10	3	104	30	12	36	5
1-COSM 56-35	961	507	52.8	65	178	177	100	47	24	10	161	39	26	56	21
1-COSM 56-36	386	185	47.9	15	76	59	46	9	7	3	59	15	14	10	9
1-COSM 56-37	690	320	46.4	38	107	112	60	24	15	5	109	37	20	22	16
1-COSM 56-38	639	319	49.9	49	97	99	52	25	11	9	111	25	15	35	12
1-COSM 56-39	457	158	34.6	21	75	32	18	31	8	4	48	6	10	3	5
1-COSM 56-40	557	202	36.3	32	83	46	24	50	12	1	68	4	9	10	3
1-COSM 56-41	933	402	43.1	39	178	100	56	44	21	46	133	14	30	28	13
1-COSM 56-42	726	308	42.4	39	117	72	58	38	55	7	97	9	15	9	9
1-COSM 56-43	947	492	52.0	43	171	192	94	28	31	22	130	21	41	45	21
FREE TOTALS	28286	3783	13.4	413	1165	1322	665	285	189	107	1440	380	204	334	139
TOTALS	28286	16426	58.1	1955	5562	5478	3260	1309	769	381	5871	1410	814	1297	555

ND TOTALS

GENERAL ELECTION, NOVEMBER 8, 1994
CITY OF SOLVANG

	REGISTRATION	BALLOTS CAST	TURNOUT	CITY OF SOLVANG CITY COUNCIL MEMBER (3) LED MATHIASSEN	NANCY NOLAN ORCHARD	BRIAN BACA	JIM GROESSL	BERNICE C. DOTZ	KENNETH PALMER	FILLMORE CONDIT						
SANTA BARBARA COUNTY	3434	2441	71.1	908	1304	549	1002	789	893	687						
CONGRESSIONAL	3434	2441	71.1	908	1304	549	1002	789	893	687						
STATE SENATORIAL	3434	2441	71.1	908	1304	549	1002	789	893	687						
STATE ASSEMBLY	3434	2441	71.1	908	1304	549	1002	789	893	687						
SUPERVISORIAL	3434	2441	71.1	908	1304	549	1002	789	893	687						
	3434	2441	71.1	908	1304	549	1002	789	893	687						

***ABSENTEE TOTALS 043	GENERAL ELECTION, NOVEMBER 8, 1994 CITY OF SOLVANG														
	REGISTRATION	BALLOTS CAST	TURNOUT	CITY OF SOLVANG CITY COUNCIL MEMBER (3) LED MATHIASSEN	NANCY NOLAN ORCHARD	BRIAN BACA	JIM GROESSL	BERNICE C. DOTZ	KENNETH PALMER	FILLMORE CONDIT					
SANTA BARBARA COUNTY	3434	608	17.7	256	310	128	221	208	228	178					
22ND CONGRESSIONAL	3434	608	17.7	256	310	128	221	208	228	178					
18TH STATE SENATORIAL	3434	608	17.7	256	310	128	221	208	228	178					
35TH STATE ASSEMBLY	3434	608	17.7	256	310	128	221	208	228	178					
3RD SUPERVISORIAL	3434	608	17.7	256	310	128	221	208	228	178					
SOLVANG	3434	608	17.7	256	310	128	221	208	228	178					

***ABSENTEE TOTALS
044

GENERAL ELECTION, NOVEMBER 8, 1994
SPECIAL DISTRICTS

	REGISTRATION	BALLOTS CAST	TURNOUT	ISLA VISTA RECREATION AND PARK DISTRICT RICHARD ACOSTA	PEGEEN SOUTAR	PATRICK J. KERZIC	SALLY BAZZELL	GEOFF GREEN	DEREK P. COLE	MARIE LIU CRUSINBERRY						
SANTA BARBARA COUNTY	9986	336	3.4	37	129	22	32	187	42	82						
22ND CONGRESSIONAL	9986	336	3.4	37	129	22	32	187	42	82						
18TH STATE SENATORIAL	9986	336	3.4	37	129	22	32	187	42	82						
35TH STATE ASSEMBLY	9986	336	3.4	37	129	22	32	187	42	82						
3RD SUPERVISORIAL	9986	336	3.4	37	129	22	32	187	42	82						
UNINCORPORATED AREA	9986	336	3.4	37	129	22	32	187	42	82						

GENERAL ELECTION, NOVEMBER 8, 1994
SPECIAL DISTRICTS

	REGISTRATION	BALLOTS CAST	TURNOUT	ISLA VISTA RECREATION AND PARK DISTRICT (2) RICHARD ACOSTA	PEGEEN SOUTAR	PATRICK J. KERZIC	SALLY BAZZELL	GEOFF GREEN	DEREK P. COLE	MARIE LIU CRUSINBERRY							
21-I.V 30-21	1077	363	33.7	37	215	8	16	235	24	66							
22-I.V 30-22	1042	295	28.3	41	121	20	19	155	30	44							
23-I.V 30-23	992	320	32.3	25	151	11	13	195	40	56							
24-I.V 30-24	970	297	30.6	39	138	14	22	168	24	64							
25-I.V 30-25	1067	357	33.5	51	132	21	43	179	40	71							
26-I.V 30-26	1146	392	34.2	29	238	18	21	269	18	74							
27-I.V 30-27	1019	313	30.7	25	178	9	5	207	23	50							
28-I.V 30-28	1475	535	36.3	32	297	14	14	347	19	116							
29-I.V 30-29	1198	459	38.3	43	203	15	28	229	25	188							
TEE TOTALS	9986	336	3.4	37	129	22	32	187	42	82							
TOTALS	9986	3667	36.7	359	1802	152	213	2171	285	811							

TOTALS		GENERAL ELECTION, NOVEMBER 8, 1994 STATEWIDE PROPOSITIONS													
	REGISTRATION	BALLOTS CAST	TURNOUT	PROP 181 - PASSENGER RAIL CLEAN AIR BOND ACT		PROP 183 - RECALL ELECT: STATE OFFICERS		PROP 184 REPEAT OFFENDERS		PROP 185 - PUBLIC TRANS. TRUST FUND, GAS TAX					
				YES	NO	YES	NO	YES	NO	YES	NO	YES	NO		
SANTA BARBARA COUNTY	218859	134166	61.3	38691	85726	75162	47247	89857	37404	26098	100429				
CONGRESSIONAL	211560	129305	61.1	37190	82738	72391	45568	86471	36152	25204	96747				
CONGRESSIONAL	7297	4861	66.6	1501	2988	2771	1679	3386	1252	894	3682				
STATE SENATORIAL	218859	134166	61.3	38691	85726	75162	47247	89857	37404	26098	100429				
STATE ASSEMBLY	77094	47672	61.8	10275	34750	26433	18084	36314	9260	4511	41037				
STATE ASSEMBLY	141765	86494	61.0	28416	50976	48729	29163	53543	28144	21587	59392				
PERSVISORIAL	45095	27036	60.0	9990	14724	15481	8693	16022	9492	7644	17520				
PERSVISORIAL	51126	33713	65.9	10977	20213	18916	11661	20651	11215	8510	23155				
PERSVISORIAL	47666	27142	56.9	7744	17110	15083	9403	17948	7735	5566	19951				
PERSVISORIAL	40343	23911	64.2	5509	19362	14397	9997	20196	4973	2553	22567				
PERSVISORIAL	34629	20364	58.8	4471	14317	11085	7493	15040	3989	1825	17236				
TERIA	7257	4868	67.1	1503	2985	2781	1665	3405	1238	876	3702				
UPE	1749	988	56.5	305	611	515	386	656	266	91	841				
	17872	10575	59.2	2618	7491	5905	4097	8184	2076	1209	9007				
SANTA BARBARA	54856	32839	59.9	12464	17437	18680	10743	18924	12036	9869	20727				
MARIA	28286	16426	58.1	3571	11504	8956	5958	12095	3166	1485	13809				
G	3434	2439	71.0	466	1779	1267	944	1799	509	305	1996				
ED GOLETA INCORPO	25161	15940	63.4	4731	10137	8992	5658	10267	4904	3392	11747				
ON	2063	1392	67.5	286	1018	751	534	1033	287	137	1191				
ED MONTECITO INCO	6409	3953	61.8	1249	2389	2178	1358	2407	1337	984	2708				
INCORPORATED AREA	71772	44736	62.3	11498	30175	25137	15904	31087	11585	7750	34701				

***ABSENTEE TOTALS
046

GENERAL ELECTION, NOVEMBER 8, 1994
STATEWIDE PROPOSITIONS

	REGISTRATION	BALLOTS CAST	TURNOUT	PROP 181 - PASSENGER RAIL CLEAN AIR BOND ACT	YES	NO	PROP 183 - RECALL ELECT: STATE OFFICERS	YES	NO	PROP 184 REPEAT OFFENDERS	YES	NO	PROP 185 - PUBLIC TRANS. TRUST FUND, GAS TAX	YES	NO
SANTA BARBARA COUNTY	218859	30259	13.8	8156	20063		17871	9937		21333	7457		5663	23029	
22ND CONGRESSIONAL	211560	29276	13.8	7863	19447		17255	9656		20639	7215		5466	22303	
23RD CONGRESSIONAL	7299	983	13.5	293	616		616	281		694	242		197	726	
18TH STATE SENATORIAL	218859	30259	13.8	8156	20063		17871	9937		21333	7457		5663	23029	
33RD STATE ASSEMBLY	77094	9864	12.8	2118	7208		5964	3275		7676	1788		1036	8407	
35TH STATE ASSEMBLY	141765	20395	14.4	6038	12855		11907	6662		13657	5669		4627	14622	
1ST SUPERVISORIAL	45095	6370	14.1	2156	3695		3793	1944		4120	1901		1714	4265	
2ND SUPERVISORIAL	51126	9084	17.8	2650	5783		5298	2987		6025	2563		2016	6560	
3RD SUPERVISORIAL	47666	5192	10.9	1293	3559		2951	1836		3716	1245		915	4018	
4TH SUPERVISORIAL	40343	5098	12.6	1046	3650		3147	1696		4025	927		529	4417	
5TH SUPERVISORIAL	34629	4515	13.0	1011	3176		2682	1474		3447	821		469	3769	
CARPINTERIA	7257	1038	14.3	304	655		643	302		740	246		203	768	
GUADALUPE	1749	198	11.3	61	123		113	73		144	46		19	169	
LONPOC	17872	1871	10.5	459	1329		1111	663		1437	374		220	1587	
SANTA BARBARA	54856	8278	15.1	2845	4766		4885	2567		5257	2554		2265	5496	
SANTA MARIA	28286	3783	13.4	837	2649		2240	1217		2879	681		421	3132	
SOLVANG	3434	610	17.8	109	442		321	225		442	128		96	467	
PROPOSED GOLETA INCORPO	25161	3644	14.5	979	2441		2140	1237		2535	953		645	2836	
BUELLTON	2063	345	16.7	81	245		191	128		261	64		37	293	
PROPOSED MONTECITO INCO	6409	1099	17.1	328	686		653	341		712	321		280	752	
UNINCORPORATED AREA	71772	9393	13.1	2153	6727		5574	3184		6926	2090		1477	7529	

GENERAL ELECTION, NOVEMBER 8, 1994
STATEWIDE PROPOSITIONS

	REGISTRATION	BALLOTS CAST	TURNOUT	PROP 181 - PASSENGER RAIL CLEAN AIR BOND ACT	NO	PROP 183 - RECALL ELECT: STATE OFFICERS	NO	PROP 184 - REPEAT OFFENDERS	NO	PROP 185 - PUBLIC TRANS. TRUST FUND, GAS TAX	NO
				YES		YES		YES		YES	
01-CARP 1001	237	153	64.6	52	90	89	48	100	41	36	103
02-CARP 10-02	556	290	52.2	102	155	149	98	163	105	83	179
03-CARP 1003	0	0	0.0	0	0	0	0	0	0	0	0
04-CARP 1004	190	121	63.7	29	87	62	52	92	26	22	95
05-CARP 1005	26	16	61.5	7	9	8	8	13	3	2	14
06-CARP 10-06	988	477	48.3	154	267	264	158	292	146	116	321
07-CARP 10-07	469	228	48.6	91	112	137	55	123	85	81	125
08-SUM 10-08	1077	515	47.8	192	267	292	150	294	170	143	326
09-MONT 10-09	529	266	50.3	81	166	149	94	155	98	71	180
10-MONT 1010	2	2	100.0	0	2	2	0	2	0	0	2
11-MONT 10-11	551	292	53.0	107	165	171	86	190	91	94	173
12-MONT 10-12	706	343	48.6	100	212	184	125	212	117	75	244
13-MONT 10-13	678	333	49.1	108	206	184	119	189	131	84	230
14-MONT 10-14	448	228	50.9	93	119	126	75	118	101	69	147
15-MONT 10-15	458	220	48.0	67	143	129	73	137	76	57	156
16-MONT 10-16	264	128	48.5	34	75	48	55	59	57	35	77
17-MONT 10-17	558	271	48.6	90	157	137	103	154	100	73	178
18-MONT 10-18	556	301	54.1	105	175	158	117	157	125	69	209
19-MONT 10-19	389	193	49.6	54	127	103	75	115	69	40	141
20-CSPR 10-20	445	192	43.1	67	106	112	57	116	63	52	125
21-CSPR 10-21	591	302	51.1	127	145	182	78	161	120	117	157
22-CSPR 10-22	1149	246	21.4	70	141	107	89	195	33	41	179
23-CSPR 10-23	687	363	52.8	119	219	217	108	225	122	95	246
24-S. Y. 1024	3	3	100.0	1	2	2	1	2	1	2	1
25-S. Y. 1025	4	2	50.0	1	1	0	2	1	1	0	2
26-MISS 10-26	892	506	56.7	198	276	310	141	259	223	139	314
27-MISS 10-27	773	413	53.4	165	217	257	112	202	193	151	239
28-MISS 10-28	532	284	53.4	122	141	176	84	127	147	113	155
01-CCAR 11-01	567	304	53.6	83	184	158	107	203	78	46	234
02-CCAR 11-02	724	414	57.2	121	266	221	162	293	105	65	330
03-CCAR 11-03	523	251	48.0	74	159	135	94	175	64	38	199
04-CCAR 11-04	761	364	47.8	131	192	198	123	256	87	83	247
05-CCAR 11-05	1002	586	58.5	189	358	327	218	407	160	126	433
06-CCAR 11-06	799	467	58.4	133	306	272	167	329	122	60	386
07-CCAR 11-07	595	275	46.2	99	161	182	75	195	67	49	213
08-CCAR 11-08	550	232	42.2	74	137	118	92	165	59	53	164
09-CCAR 11-09	386	209	54.1	81	116	107	84	138	62	40	157
10-CCAR 11-10	550	298	54.2	79	185	166	102	203	78	39	238
11-CCAR 1111	0	0	0.0	0	0	0	0	0	0	0	0
12-CCAR 11-12	389	188	48.3	56	122	112	66	123	58	38	143
13-CCAR 11-13	411	242	58.9	79	144	142	73	178	52	36	190
01-COSB 1201	153	70	45.8	27	34	50	14	41	24	21	44
02-COSB 1202	28	16	57.1	4	11	13	2	12	2	4	11
03-COSB 12-03	856	341	39.8	138	172	207	107	194	134	85	236
04-COSB 12-04	692	313	45.2	96	196	163	124	201	97	67	233
05-COSB 12-05	533	220	41.3	79	121	118	78	135	76	56	153
06-COSB 12-06	789	258	32.7	110	117	138	86	147	88	57	174
07-COSB 12-07	712	298	41.9	118	150	166	102	173	106	65	211
08-COSB 12-08	645	322	49.9	113	184	182	110	191	112	92	211
09-COSB 1209	9	7	77.8	2	5	5	2	4	3	3	4
10-COSB 1210	125	85	68.0	26	50	49	31	64	19	20	60
11-COSB 12-11	916	467	51.0	172	261	311	112	244	195	156	276
12-COSB 12-12	790	353	44.7	120	210	202	126	197	139	93	240
13-COSB 12-13	556	278	50.0	113	138	164	82	128	128	96	158
14-COSB 12-14	823	344	41.8	160	158	203	103	185	137	102	214
15-COSB 12-15	858	355	41.4	143	179	184	131	188	148	95	236
16-COSB 12-16	712	247	34.7	97	123	118	93	152	72	57	160
17-COSB 12-17	864	434	50.2	151	253	235	157	248	159	150	259
18-COSB 12-18	658	321	48.8	159	138	186	100	151	158	140	166
19-COSB 12-19	913	378	41.4	152	194	205	133	182	161	120	232
20-COSB 12-20	607	240	39.5	116	100	146	63	126	100	99	122
21-COSB 12-21	778	257	33.0	102	116	138	71	143	90	73	149
22-COSB 12-22	949	247	26.0	125	91	142	45	116	117	95	125
23-COSB 12-23	805	378	47.0	169	167	214	117	164	193	135	201
24-COSB 12-24	789	390	49.4	187	174	247	108	174	194	168	206
25-COSB 12-25	808	352	43.6	177	134	199	108	169	157	166	152
26-COSB 12-26	903	321	35.5	165	117	181	89	164	126	125	161
27-COSB 12-27	855	326	38.1	160	147	181	111	162	147	134	168
28-COSB 12-28	905	393	43.4	191	159	218	123	184	186	151	208
29-COSB 12-29	642	290	45.2	117	142	159	103	151	119	108	157
30-COSB 12-30	780	387	49.6	162	195	218	137	188	179	165	201
31-COSB 12-31	505	234	46.3	97	109	145	60	116	105	97	121

GENERAL ELECTION, NOVEMBER 8, 1994
STATEWIDE PROPOSITIONS

046

	REGISTRATION	BALLOTS CAST	TURNOUT	PROP 181 - PASSENGER RAIL CLEAN AIR BOND ACT	NO	PROP 183 - RECALL ELECT: STATE OFFICERS	NO	PROP 184 REPEAT OFFENDERS	NO	PROP 185 - PUBLIC TRANS. TRUST FUND, GAS TAX	NO
				YES		YES		YES		YES	
1232-COSB 12-32	627	306	48.8	128	151	166	101	156	129	86	195
1233-COSB 12-33	539	245	45.5	109	122	151	73	140	93	76	152
1234-COSB 12-34	656	238	36.3	117	98	135	71	135	87	78	144
1235-COSB 12-35	732	270	36.9	118	121	149	86	150	101	78	169
1236-COSB 12-36	568	167	29.4	79	80	107	44	107	54	64	94
2001-MESA 20-01	402	240	59.7	89	130	120	89	139	79	65	154
2002-MESA 2002	85	37	67.3	9	26	24	12	25	11	6	30
2003-HOPE 2003	182	105	57.7	36	64	68	32	74	27	22	79
2004-HOPE 20-04	847	471	55.6	171	254	259	165	274	174	143	298
2005-HOPE 20-05	638	332	52.0	94	218	187	123	194	124	88	228
2006-HOPE 20-06	761	304	39.9	86	188	145	129	190	89	59	220
2007-HOPE 20-07	519	226	43.5	76	133	117	88	122	97	47	168
2008-HOPE 20-08	395	198	50.1	51	134	109	74	108	80	46	143
2009-HOPE 20-09	612	281	45.9	85	165	159	88	196	89	57	197
2010-GOL 20-10	395	213	53.9	65	135	112	87	117	83	51	153
2011-GOL 2011	230	150	65.2	49	89	102	40	79	64	48	93
2012-HOPE 20-12	858	403	47.0	132	242	215	146	226	148	103	269
2013-HOPE 20-13	624	349	55.9	100	222	188	130	216	111	81	248
2014-GOL 20-14	848	398	46.9	119	253	226	136	241	140	106	271
2015-HOPE 20-15	414	237	57.2	68	152	130	83	153	70	53	169
2016-GOL 20-16	431	205	47.6	46	143	122	64	137	55	38	148
2017-GOL 20-17	841	398	47.3	106	255	231	129	251	128	82	296
2018-GOL 20-18	838	400	47.7	104	277	212	161	243	144	69	313
2019-GOL 20-19	736	343	46.6	118	202	193	119	226	92	79	246
2020-GOL 20-20	767	321	41.9	108	188	170	116	192	107	67	233
2021-GOL 20-21	665	343	51.6	92	224	180	136	208	115	69	254
2022-GOL 20-22	776	384	49.5	89	262	215	131	250	106	70	283
2023-GOL 20-23	783	399	51.0	115	251	211	150	260	112	77	298
2024-GOL 20-24	733	384	52.4	107	250	200	151	251	112	75	289
2025-GOL 20-25	866	389	44.9	125	235	239	112	257	113	89	279
2026-GOL 20-26	655	311	47.5	101	192	179	107	193	106	68	229
2027-GOL 20-27	546	270	49.5	85	172	152	101	168	89	52	207
2028-GOL 20-28	457	229	50.1	69	145	143	67	147	71	57	162
2029-GOL 20-29	677	362	53.5	106	244	208	138	225	127	91	262
2030-GOL 20-30	508	292	57.5	73	203	151	120	190	90	56	224
2031-GOL 20-31	528	257	48.7	76	160	145	91	167	80	55	186
2032-GOL 20-32	492	284	57.7	70	205	170	100	181	93	52	223
2033-GOL 20-33	809	440	54.4	117	291	211	193	285	137	107	314
2034-GOL 20-34	459	260	56.6	69	172	124	113	155	83	38	201
2035-CISL 2035	5	2	40.0	2	0	2	0	2	0	1	1
2201-COSB 22-01	963	358	37.2	137	190	206	108	192	146	133	197
2202-COSB 22-02	987	383	38.8	163	195	214	130	231	135	125	236
2203-COSB 22-03	889	424	47.7	152	237	237	147	228	169	133	262
2204-COSB 22-04	740	354	47.8	124	205	205	116	202	133	104	226
2205-COSB 22-05	640	281	43.9	105	180	142	110	170	98	67	193
2206-COSB 22-06	966	453	46.9	158	259	246	162	305	127	100	328
2207-COSB 22-07	922	424	46.0	195	200	254	124	244	164	156	240
2208-COSB 22-08	501	242	48.3	98	125	132	72	151	80	79	151
2209-COSB 22-09	1007	454	45.1	178	245	250	165	248	179	129	298
2210-COSB 22-10	1057	483	45.7	199	244	275	152	261	187	142	299
2211-COSB 22-11	624	331	53.0	123	192	171	131	201	116	106	209
2212-COSB 22-12	699	363	51.9	130	215	188	148	205	148	109	238
2213-COSB 22-13	1056	501	47.4	202	261	300	146	276	201	158	313
2214-COSB 22-14	511	255	49.9	74	166	125	110	147	99	56	188
2215-COSB 22-15	913	428	46.9	145	247	240	145	264	138	109	293
2216-COSB 22-16	918	399	43.5	145	219	232	132	231	147	132	242
2217-COSB 22-17	932	378	40.6	156	175	211	116	211	144	125	217
2218-COSB 22-18	745	308	41.3	148	132	174	100	160	131	113	176
2219-COSB 22-19	817	353	43.2	149	178	187	119	181	154	134	201
2220-COSB 22-20	835	367	44.0	158	172	199	120	183	150	112	223
2221-COSB 22-21	701	347	49.5	123	199	204	118	174	155	120	204
2222-COSB 22-22	805	337	41.9	138	166	185	104	191	125	118	193
2223-COSB 22-23	866	448	51.7	183	229	262	139	260	162	144	271
2224-COSB 22-24	784	387	49.4	129	224	210	131	227	130	93	251
2225-COSB 22-25	888	490	55.2	160	284	269	168	285	168	122	325
2226-COSB 22-26	732	340	46.4	141	163	202	99	193	126	109	206
2227-COSB 22-27	455	208	45.7	74	123	112	71	128	70	64	135
2228-COSB 22-28	636	298	46.9	89	178	149	115	172	103	78	193
2229-COSB 22-29	619	302	48.8	115	163	168	108	193	96	77	204
2230-COSB 22-30	681	327	48.0	129	176	184	111	190	122	103	204
2231-COSB 22-31	420	200	47.6	62	125	105	79	122	71	53	133
2232-COSB 22-32	666	388	58.3	130	229	216	138	207	162	115	245

GENERAL ELECTION, NOVEMBER 8, 1994
STATEWIDE PROPOSITIONS

	REGISTRATION	BALLOTS CAST	TURNOUT	PROP 181 - PASSENGER RAIL CLEAN AIR BOND ACT		PROP 183 - RECALL ELECT: STATE OFFICERS		PROP 184 REPEAT OFFENDERS		PROP 185 - PUBLIC TRANS. TRUST FUND, GAS TAX	
				YES	NO	YES	NO	YES	NO	YES	NO
3-COSB 22-33	797	418	52.4	126	270	250	145	253	146	98	304
4-COSB 22-34	1043	466	44.7	144	282	255	166	285	153	124	315
5-COSB 22-35	530	246	46.4	87	146	144	89	157	82	43	175
6-COSB 22-36	516	208	40.3	72	117	105	82	130	67	53	138
7-COSB 22-37	598	273	45.7	110	146	157	84	157	98	72	181
8-COSB 22-38	668	327	49.0	101	205	184	120	189	111	73	233
9-COSB 22-39	557	294	52.8	74	189	134	133	178	97	51	225
0-COSB 22-40	519	280	53.9	90	166	158	92	133	128	95	164
1-COSB 22-41	571	289	50.6	103	167	158	108	169	109	80	198
1-GOL 3001	219	135	61.6	51	68	79	40	69	57	48	77
2-GOL 3002	103	57	55.3	25	27	33	19	19	36	21	31
3-GOL 30-03	527	286	54.3	68	199	154	110	173	94	60	209
4-GOL 30-04	828	467	56.4	131	314	272	164	296	153	85	364
5-GOL 30-05	418	223	53.3	58	152	124	80	145	68	53	159
6-GOL 30-06	691	366	53.0	97	247	193	143	245	101	71	279
7-GOL 30-07	872	389	44.6	133	218	225	125	222	149	101	267
8-GOL 30-08	828	307	37.1	116	167	176	107	191	102	85	203
9-GOL 30-09	548	284	51.8	68	196	137	123	179	91	46	221
0-GOL 30-10	612	338	55.2	91	233	187	132	246	73	50	275
1-GOL 30-11	699	354	50.6	82	258	188	145	212	125	69	273
2-GOL 30-12	556	277	49.8	71	194	179	81	197	73	59	207
3-GOL 3013	219	133	60.7	46	82	86	42	71	58	39	90
4-GOL 3014	57	33	57.9	4	27	24	5	25	6	6	27
5-GOL 30-15	519	298	57.4	73	209	174	102	185	102	61	221
6-GOL 30-16	721	323	44.8	85	221	188	114	212	99	67	245
7-UCSB 30-17	985	450	45.7	202	203	274	128	207	229	215	211
8-UCSB 30-18	1203	278	23.1	122	114	149	82	182	75	64	191
9-UCSB 30-19	387	214	55.3	113	82	144	48	84	124	120	84
0-UCSB 30-20	2344	660	28.2	281	260	385	152	407	201	212	374
1-I.V 30-21	1077	363	33.7	155	149	203	90	195	143	142	190
2-I.V 30-22	1042	295	28.3	132	108	150	90	170	95	109	154
3-I.V 30-23	992	320	32.3	127	129	168	84	182	100	94	189
4-I.V 30-24	970	297	30.6	138	114	166	90	179	91	92	173
5-I.V 30-25	1067	357	33.5	160	135	200	84	158	163	120	187
6-I.V 30-26	1146	392	34.2	192	126	220	87	196	153	135	197
7-I.V 30-27	1019	313	30.7	132	110	172	66	167	112	111	156
8-I.V 30-28	1475	535	36.3	207	219	281	129	269	205	200	270
9-I.V 30-29	1198	459	38.3	193	181	249	122	228	183	169	230
0-GOL 30-38	759	373	49.1	145	200	206	128	218	138	102	250
1-GOL 30-39	833	412	49.5	138	244	232	145	269	127	122	271
2-GOL 30-40	811	416	51.3	119	260	229	144	260	131	69	323
3-GOL 30-41	799	402	50.3	116	257	225	149	254	128	99	278
4-GOL 30-42	535	240	44.9	85	131	136	78	154	69	59	164
5-GOL 30-43	568	224	39.4	79	109	124	74	118	93	66	142
6-GOL 30-44	1091	566	51.9	189	335	326	187	356	183	148	384
7-GOL 30-45	441	218	49.4	51	150	128	73	150	58	35	172
8-GOL 30-46	580	312	53.8	93	205	178	117	202	99	65	235
9-GOL 30-47	606	326	53.8	106	206	185	123	210	106	70	248
0-GOL 30-48	566	263	46.5	82	169	155	90	152	105	56	202
1-GOL 30-49	434	228	52.5	58	148	131	73	140	72	35	177
2-GOL 3050	22	8	36.4	2	5	5	2	4	3	1	6
3-GOL 3051	45	22	48.9	5	15	10	10	14	7	3	17
4-GOL 3052	84	44	51.2	9	33	22	19	31	12	7	37
5-GOL 3053	0	0	0.0	0	0	0	0	0	0	0	0
6-PRDS 3054	1	0	0.0	0	0	0	0	0	0	0	0
7-PRDS 3055	236	137	58.1	46	82	85	38	104	26	29	105
8-STYN 3056	7	2	28.6	0	2	0	2	1	1	0	2
9-STYN 3057	63	35	55.6	8	25	25	8	29	6	5	30
0-STYN 3058	3	1	33.3	1	0	0	1	0	1	1	0
1-S.Y 30-59	560	280	50.0	56	199	155	102	204	58	33	228
2-S.Y 30-60	769	327	42.5	52	255	191	109	224	91	40	273
3-S.Y 30-61	377	182	48.3	27	145	92	73	132	42	9	162
4-S.Y 30-62	990	540	54.5	120	384	291	201	382	125	59	447
5-S.Y 30-63	810	476	58.8	78	370	251	197	374	80	45	410
6-S.Y 3064	155	102	65.8	15	72	62	25	72	17	9	79
7-SOL 3065	214	150	70.1	32	106	88	49	105	38	19	123
8-SOL 3066	42	23	54.8	8	11	9	9	18	1	5	14
9-SOL 3067	39	11	28.2	2	6	5	2	7	1	2	6
0-SOL 3068	82	54	65.9	14	35	32	17	35	17	9	43
1-BLRD 30-69	626	323	51.6	60	244	181	120	240	65	32	277
2-BLRD 3070	210	129	61.4	25	94	65	51	94	29	25	97
3-LOSD 30-71	902	495	54.9	126	334	259	189	346	120	82	385

GENERAL ELECTION, NOVEMBER 8, 1994
STATEWIDE PROPOSITIONS

046

	REGISTRATION	BALLOTS CAST	TURNOUT	PROP 181 - PASSENGER RAIL CLEAN AIR BOND ACT	YES	NO	PROP 183 - RECALL ELECT: STATE OFFICERS	YES	NO	PROP 184 REPEAT OFFENDERS	YES	NO	PROP 185 - PUBLIC TRANS. TRUST FUND, GAS TAX	YES	NO
3072-LOSD 3072	88	55	62.5	19	31		30	21		41	11		10	40	
3073-BLTH 3073	170	116	68.2	28	83		67	44		87	25		13	100	
3074-BLTH 3074	109	63	57.8	4	51		29	30		50	10		6	55	
3075-BLTH 3075	91	52	57.1	5	42		28	23		37	15		5	47	
3076-BLTH 3076	94	47	50.0	6	40		24	19		40	6		6	40	
3077-VIST 3077	156	87	55.8	42	42		66	18		45	41		30	57	
3078-VIST 3078	0	0	0.0	0	0		0	0		0	0		0	0	
3079-VIST 3079	17	11	64.7	1	6		8	3		9	2		0	9	
3080-VIST 3080	141	95	67.4	32	56		50	35		55	32		22	67	
3081-VIST 3081	9	6	66.7	2	4		3	3		4	2		1	5	
3082-VIST 3082	43	33	76.7	10	20		19	12		22	10		5	25	
3083-PUR 3083	40	28	70.0	3	19		18	10		21	7		3	25	
3084-PUR 3084	44	21	47.7	3	18		8	12		18	3		1	20	
3085-PUR 3085	155	113	72.9	22	85		56	51		93	18		15	94	
3086-PUR 3086	115	74	64.3	12	61		31	42		57	15		5	68	
3087-PUR 30-87	678	359	52.9	70	274		194	144		267	82		30	313	
3088-PUR 30-88	666	403	60.5	76	316		218	169		307	88		41	353	
3089-PUR 30-89	663	361	54.4	88	254		187	153		275	76		35	311	
3090-PUR 3090	0	0	0.0	0	0		0	0		0	0		0	0	
3091-PUR 30-91	438	202	46.1	31	161		110	75		145	48		22	172	
3092-LOSA 30-92	641	324	50.5	77	234		167	139		230	79		35	277	
3093-LOSA 3093	46	25	54.3	1	22		11	12		21	2		2	21	
3094-DRCT 3094	14	9	64.3	3	6		5	4		9	0		0	9	
3201-AIR 3201	2	1	50.0	1	0		1	0		1	0		0	1	
3301-CSOL 3301	150	113	75.3	18	82		62	35		84	21		14	90	
3302-CSOL 33-02	930	426	45.8	90	307		218	174		300	108		48	358	
3303-CSOL 33-03	888	455	51.2	73	355		230	189		340	96		38	398	
3304-CSOL 33-04	1092	553	50.6	111	397		268	234		411	112		66	461	
3305-CSOL 3305	230	182	79.1	45	117		99	59		146	23		35	133	
3306-CSOL 3306	144	100	69.4	20	79		69	28		76	21		8	89	
3401-CBLT 34-01	429	207	48.3	29	160		110	80		153	45		13	183	
3402-CBLT 34-02	767	393	51.2	94	280		217	148		304	77		35	346	
3403-CBLT 34-03	867	447	51.6	82	333		233	178		315	101		52	369	
3501-COL 3501	165	65	39.4	18	43		30	34		61	4		8	56	
3502-COL 3502	0	0	0.0	0	0		0	0		0	0		0	0	
4001-PUR 4001	2	2	100.0	0	1		1	0		1	0		0	1	
4002-PUR 40-02	1378	374	27.1	106	245		223	127		310	48		48	306	
4003-PUR 4003	23	11	47.8	3	5		4	4		9	0		1	9	
4004-PUR 4004	0	0	0.0	0	0		0	0		0	0		0	0	
4005-PUR 4005	0	0	0.0	0	0		0	0		0	0		0	0	
4006-PUR 40-06	517	300	58.0	57	236		168	121		248	43		22	269	
4007-PUR 4007	3	2	66.7	0	2		1	1		2	0		0	2	
4008-PUR 40-08	452	277	61.3	49	222		147	123		207	65		25	247	
4009-PUR 40-09	633	330	52.1	71	245		166	148		252	68		32	287	
4010-PUR 40-10	838	510	60.9	106	393		300	195		384	117		49	455	
4011-PUR 40-11	578	307	53.1	69	231		161	133		242	61		41	260	
4012-PUR 40-12	446	222	49.8	36	178		131	81		159	56		27	191	
4013-PUR 40-13	764	444	58.1	80	343		222	199		355	79		41	389	
4014-PUR 4014	0	0	0.0	0	0		0	0		0	0		0	0	
4015-CAS 4015	86	30	34.9	8	20		14	12		24	6		1	29	
4016-LOSA 4016	11	5	45.5	4	1		2	3		5	0		0	5	
4017-DRCT 4017	1	1	100.0	0	1		1	0		1	0		0	1	
4018-DRCT 4018	3	3	100.0	0	3		0	3		2	0		0	3	
4019-DRCT 40-19	359	189	52.6	33	145		112	61		146	36		15	168	
4020-DRCT 4020	43	22	51.2	5	17		16	6		17	5		4	18	
4021-DRCT 40-21	872	454	52.1	80	355		242	191		355	87		43	397	
4022-DRCT 40-22	774	445	57.5	77	349		236	184		358	75		26	410	
4023-DRCT 40-23	815	442	54.2	75	353		267	158		334	96		26	404	
4024-DRCT 40-24	628	298	47.5	48	239		164	119		239	54		22	265	
4025-DRCT 40-25	591	278	47.0	46	211		142	113		210	50		27	234	
4026-DRCT 4026	206	139	67.5	34	98		91	44		119	18		17	118	
4027-DRCT 40-27	980	624	63.7	122	479		338	250		480	122		44	556	
4028-DRCT 40-28	478	271	56.7	45	213		147	107		208	53		21	241	
4029-DRCT 40-29	687	396	57.6	87	298		204	175		319	66		43	343	
4030-DRCT 40-30	854	400	46.8	60	321		241	133		317	65		33	352	
4031-DRCT 40-31	1008	588	58.3	127	446		331	232		466	106		61	514	
4032-DRCT 40-32	740	459	62.0	83	359		241	194		356	90		36	413	
4033-DRCT 40-33	500	295	59.0	52	232		138	142		214	73		20	269	
4034-DRCT 40-34	547	313	57.2	42	257		177	121		244	61		13	291	
4035-DRCT 40-35	740	450	60.8	66	364		250	181		344	95		27	412	
4036-DRCT 40-36	663	362	54.6	65	284		178	166		291	62		32	321	
4037-DRCT 40-37	728	397	54.5	69	320		208	172		295	96		27	362	

GENERAL ELECTION, NOVEMBER 8, 1994
STATEWIDE PROPOSITIONS

	REGISTRATION	BALLOTS CAST	TURNOUT	PROP 181 - PASSENGER RAIL CLEAN AIR BOND ACT	YES	NO	PROP 183 - RECALL ELECT: STATE OFFICERS	YES	NO	PROP 184 REPEAT OFFENDERS	YES	NO	PROP 185 - PUBLIC TRANS. TRUST FUND, GAS TAX	YES	NO
0-DRCT 40-38	376	213	56.6		40	164	124	82		169	40		18	191	
1-DRCT 40-39	971	499	51.4		98	386	292	188		392	95		49	436	
2-DRCT 40-40	860	455	52.9		97	341	232	199		351	90		31	412	
3-DRCT 40-41	876	446	50.9		92	341	253	171		332	101		44	390	
4-DRCT 40-42	563	341	60.6		67	258	196	129		278	54		31	302	
5-DRCT 40-43	594	316	53.2		72	236	173	134		256	55		22	284	
6-DRCT 40-44	448	264	58.9		52	201	150	99		194	60		24	229	
7-COL 45-01	669	312	46.6		74	230	166	123		239	62		32	272	
8-COL 45-02	650	342	52.6		78	240	203	112		263	44		46	274	
9-COL 45-03	956	444	46.4		127	303	247	175		318	116		60	374	
0-COL 45-04	657	362	55.1		85	246	215	115		272	68		61	273	
1-COL 45-05	912	498	54.6		122	349	274	195		381	101		58	419	
2-COL 45-06	569	390	68.5		86	290	208	165		312	70		39	342	
3-COL 45-07	624	314	50.3		81	220	174	121		244	66		42	263	
4-COL 45-08	823	366	44.5		81	271	181	161		273	76		33	320	
5-COL 45-09	848	310	36.6		101	196	177	114		220	83		47	254	
6-COL 45-10	808	280	34.7		89	186	167	104		218	53		40	233	
7-COL 45-11	1011	380	37.6		119	240	208	144		296	71		31	337	
8-COL 45-12	542	272	50.2		70	193	165	101		213	52		28	237	
9-COL 45-13	867	440	50.7		102	322	233	188		352	76		55	376	
0-COL 45-14	441	202	45.8		59	132	111	77		161	33		20	173	
1-COL 45-15	906	361	39.8		95	246	192	145		280	69		36	309	
2-COL 45-16	659	292	44.3		93	191	170	115		230	56		48	235	
3-COL 45-17	1137	577	50.7		136	415	305	245		438	124		53	511	
4-COL 45-18	757	399	52.7		95	282	215	161		316	70		29	354	
5-COL 45-19	987	535	54.2		100	418	292	223		425	103		49	475	
6-COL 45-20	828	389	47.0		96	277	225	146		302	75		50	324	
7-COL 45-21	1028	574	55.8		119	427	313	231		461	97		54	500	
8-COL 45-22	507	310	61.1		80	224	168	129		254	49		36	266	
9-COL 45-23	4	3	75.0		2	1	2	1		3	0		0	3	
0-COL 45-24	514	285	55.4		51	218	153	109		213	62		34	238	
1-COL 45-25	3	2	66.7		0	2	0	2		2	0		0	2	
2-COSM 4601	0	0	0.0		0	0	0	0		0	0		0	0	
3-CUY 50-01	471	227	48.2		39	157	105	89		178	27		20	178	
4-L.O. 5002	0	0	0.0		0	0	0	0		0	0		0	0	
5-L.O. 5003	0	0	0.0		0	0	0	0		0	0		0	0	
6-SISQ 5004	121	72	59.5		17	48	42	25		51	18		4	44	
7-SISQ 50-05	409	200	48.9		42	152	102	90		161	34		17	178	
8-DRCT 50-06	381	224	58.8		37	182	139	72		169	50		24	197	
9-S.H. 5007	185	114	61.6		22	89	49	59		91	19		11	101	
0-DRCT 5008	0	0	0.0		0	0	0	0		0	0		0	0	
1-DRCT 50-09	844	446	52.8		97	326	240	167		333	95		48	380	
2-DRCT 50-10	695	389	56.0		61	315	222	152		309	74		24	356	
3-DRCT 5011	233	128	54.9		18	97	64	36		103	23		12	110	
4-DRCT 5012	141	80	56.7		21	53	43	34		68	12		6	70	
5-S.H. 50-13	749	367	49.0		97	249	196	150		269	83		25	331	
6-S.H. 5014	118	54	45.8		7	42	28	20		38	12		3	47	
7-S.H. 5015	0	0	0.0		0	0	0	0		0	0		0	0	
8-S.H. 5016	56	27	48.2		6	20	13	12		25	1		1	25	
9-S.H. 5017	44	17	38.6		4	13	8	6		13	3		4	13	
0-BON 5018	32	17	53.1		1	16	11	6		13	4		0	17	
1-BON 5019	26	10	38.5		4	6	5	3		8	2		0	10	
2-GUAD 5020	83	38	45.8		8	29	18	19		31	6		1	36	
3-S.H. 5021	6	6	100.0		1	4	0	3		5	0		0	5	
4-COSH 5601	86	35	40.7		6	26	19	14		22	10		4	29	
5-COSH 5602	182	131	72.0		15	97	90	22		101	17		5	111	
6-COSH 56-03	965	541	56.1		92	417	301	200		411	98		55	457	
7-COSH 56-04	893	508	56.9		94	378	288	179		402	76		31	451	
8-COSH 56-05	653	343	52.5		70	257	206	114		262	66		34	294	
9-COSH 56-06	1026	362	35.3		95	241	194	135		265	72		38	298	
0-COSH 56-07	968	429	44.3		90	302	184	204		314	87		35	365	
1-COSH 56-08	732	304	41.5		73	208	157	121		235	53		33	257	
2-COSH 56-09	621	327	52.7		56	242	163	133		221	81		33	273	
3-COSH 56-10	694	332	47.8		68	238	191	111		236	72		32	277	
4-COSH 56-11	583	261	44.8		55	187	140	100		182	66		39	209	
5-COSH 56-12	534	162	30.3		41	105	82	63		111	41		10	140	
6-COSH 56-13	830	280	33.7		75	179	168	84		201	57		31	225	
7-COSH 5614	8	4	50.0		1	3	3	1		2	2		0	4	
8-COSH 56-15	653	173	26.5		31	100	79	71		108	44		12	143	
9-COSH 56-16	658	179	27.2		49	112	103	57		127	33		21	142	
0-COSH 56-17	655	253	38.6		86	149	133	97		181	55		41	198	
1-COSH 56-18	984	439	44.6		91	305	241	148		311	90		31	372	

046

GENERAL ELECTION, NOVEMBER 8, 1994
STATEWIDE PROPOSITIONS

	REGISTRATION	BALLOTS CAST	TURNOUT	PROP 181 - PASSENGER RAIL CLEAN AIR BOND ACT		PROP 183 - RECALL ELECT: STATE OFFICERS		PROP 184 REPEAT OFFENDERS		PROP 185 - PUBLIC TRANS. TRUST FUND, GAS TAX	
				YES	NO	YES	NO	YES	NO	YES	NO
5619-COSH 56-19	564	289	51.2	55	220	142	125	221	59	16	262
5620-COSH 56-20	797	457	57.3	76	340	223	183	315	98	23	397
5621-COSH 56-21	707	383	54.2	71	285	207	144	286	66	28	329
5622-COSH 56-22	541	288	53.2	55	211	163	102	220	51	24	245
5623-COSH 56-23	766	351	45.8	71	250	184	136	258	66	32	295
5624-COSH 56-24	606	285	47.0	39	226	164	100	209	57	19	251
5625-COSH 56-25	345	143	41.4	31	103	76	53	104	25	11	122
5626-COSH 56-26	625	227	36.3	44	161	108	95	153	52	18	192
5627-COSH 56-27	758	228	30.1	46	139	116	83	162	49	21	189
5628-COSH 56-28	1325	577	43.5	175	334	304	205	395	123	64	448
5629-COSH 56-29	558	202	36.2	52	128	99	81	139	45	23	160
5630-COSH 56-30	599	227	37.9	43	160	121	79	157	47	12	195
5631-COSH 56-31	466	148	31.8	46	92	70	48	99	40	17	122
5632-COSH 56-32	425	250	58.8	31	197	134	96	190	43	12	220
5633-COSH 56-33	620	325	52.4	70	231	159	135	239	62	20	281
5634-COSH 56-34	563	307	54.5	67	220	169	116	245	47	23	267
5635-COSH 56-35	961	507	52.8	95	376	267	203	387	89	36	443
5636-COSH 56-36	386	185	47.9	44	129	104	68	147	24	11	161
5637-COSH 56-37	690	320	46.4	59	230	173	112	250	46	25	265
5638-COSH 56-38	639	319	49.9	74	221	164	128	243	50	20	276
5639-COSH 56-39	457	158	34.6	40	101	77	45	106	41	18	127
5640-COSH 56-40	557	202	36.3	57	119	100	76	134	47	17	165
5641-COSH 56-41	933	402	43.1	88	282	226	142	292	85	26	348
5642-COSH 56-42	726	308	42.4	81	205	152	131	222	62	30	258
5643-COSH 56-43	947	492	52.0	96	349	272	161	351	96	33	419
5701-COG 57-01	777	319	41.1	111	186	160	133	208	92	31	272
5702-COG 57-02	972	471	48.5	133	302	242	180	304	128	41	400
ABSENTEE TOTALS	218859	30259	13.8	8156	20063	17871	9937	21333	7457	5663	23029
GRAND TOTALS	218859	134166	61.3	38691	85726	75162	47247	89857	37404	26098	100429

GENERAL ELECTION, NOVEMBER 8, 1994
STATEWIDE PROPOSITIONS

ND TOTALS	REGISTRATION	BALLOTS CAST	TURNOUT	PROP 186 - HEALTH SERVICES, TAXES		PROP 187 - ILLEGAL ALIEN INELIGIBLE FOR SERVICES		PROP 188 - SMOKING AND TOBACCO, STATE REG.		PROP 189 - BAIL EXCEPT... FELONY SEXUAL ASSAULT	
				YES	NO	YES	NO	YES	NO	YES	NO
BARBARA COUNTY	218859	134172	61.3	3477	93834	76628	55388	36186	94180	101830	24488
CONGRESSIONAL	211560	129315	61.1	33313	90610	73957	53280	34878	90790	98069	23668
CONGRESSIONAL	7299	4857	66.5	1404	3224	2671	2108	1308	3390	3761	820
STATE SENATORIAL	218859	134172	61.3	34717	93834	76628	55388	36186	94180	101830	24488
STATE ASSEMBLY	77094	47682	61.8	8573	37526	32857	14157	16256	30265	35749	9794
STATE ASSEMBLY	141765	86490	61.0	26144	56308	43771	41231	19930	63915	66081	14694
UPERVISORIAL	45095	27033	59.9	9375	16335	12828	13703	4237	19867	20547	4620
UPERVISORIAL	51126	33713	65.9	10049	22221	17031	16047	7454	25249	25843	5621
UPERVISORIAL	47666	27145	56.9	6940	18911	14847	11935	6668	19741	20782	4745
UPERVISORIAL	40343	25910	64.2	4382	20779	18257	7335	8439	16922	19983	4931
UPERVISORIAL	34629	20371	58.8	3971	15388	13465	6368	7388	12381	14675	4571
UTERIA	7257	4868	67.1	1404	3230	2695	2075	1354	3354	3754	827
UPE	1749	988	56.5	290	640	421	541	398	532	626	272
C	17872	10575	59.2	2205	8029	6923	3520	3610	6722	8268	1890
BARBARA	54856	32839	59.9	11945	19332	14934	17234	7443	24259	24846	5575
MARIA	28286	16437	58.1	3219	12574	11128	5052	5926	10055	11860	3701
NG	3434	2439	71.0	395	1918	1656	739	649	1699	1895	370
SED GOLETA INCORPO	25161	15940	63.4	4306	11007	8317	7399	3661	11889	12235	2818
TON	2063	1392	67.5	268	1061	932	432	462	895	1075	228
SED MONTECITO INCD	6409	3963	61.8	970	2790	2101	1781	827	3006	3025	455
ORPORATED AREA	71772	44731	62.3	9715	33253	27521	16595	11856	31769	34246	8152

***ABSENTEE TOTALS
047

GENERAL ELECTION, NOVEMBER 8, 1994
STATEWIDE PROPOSITIONS

	REGISTRATION	BALLOTS CAST	TURNOUT	PROP 186 - HEALTH SERVICES, TAXES		PROP 187 - ILLEGAL ALIEN INELIGIBLE FOR SERVICES		PROP 188 - SMOKING AND TOBACCO, STATE REG.		PROP 189 - BAIL EXCEPT... FELONY SEXUAL ASSAULT	
				YES	NO	YES	NO	YES	NO	YES	NO
SANTA BARBARA COUNTY	218859	30262	13.8	6679	22353	18540	11140	8323	20981	23847	4680
22ND CONGRESSIONAL	211560	29284	13.8	6403	21700	17971	10752	8078	20286	23084	4526
23RD CONGRESSIONAL	7299	978	13.4	276	653	569	388	245	695	763	154
18TH STATE SENATORIAL	218859	30262	13.8	6679	22353	18540	11140	8323	20981	23847	4680
33RD STATE ASSEMBLY	77094	9870	12.8	1629	7910	6957	2762	3360	6255	7797	1623
35TH STATE ASSEMBLY	141765	20392	14.4	5050	14443	11583	8378	4963	14726	16050	3057
1ST SUPERVISORIAL	45095	6367	14.1	1834	4213	3455	2768	1487	4644	4992	942
2ND SUPERVISORIAL	51126	9084	17.8	2194	6507	5116	3754	2197	6578	7144	1347
3RD SUPERVISORIAL	47666	5197	10.9	1065	3935	3192	1930	1346	3692	4123	813
4TH SUPERVISORIAL	40343	5097	12.6	746	4198	3695	1340	1883	3299	4091	813
5TH SUPERVISORIAL	34629	4517	13.0	840	3500	3082	1348	1610	2768	3497	765
CARPINTERIA	7257	1038	14.3	283	703	609	407	265	733	808	164
GUADALUPE	1749	198	11.3	47	144	92	101	88	100	138	42
LONPOC	17872	1871	10.5	358	1459	1249	597	445	1182	1486	307
SANTA BARBARA	54856	8278	15.1	2497	5365	4281	3777	2045	5899	6435	1229
SANTA MARIA	28286	3789	13.4	702	2929	2603	1113	1340	2332	2932	640
SOLVANG	3434	610	17.8	101	473	403	191	178	403	468	88
PROPOSED GOLETA INCORPO	25161	3644	14.5	801	2711	2169	1422	883	2667	2937	542
BUELLTON	2063	345	16.7	58	274	228	110	100	233	262	58
PROPOSED MONTECITO INCO	6409	1099	17.1	222	830	663	410	255	802	847	171
UNINCORPORATED AREA	71772	9390	13.1	1610	7465	6243	3012	2524	6630	7534	1439

GENERAL ELECTION, NOVEMBER 8, 1994
STATEWIDE PROPOSITIONS

	REGISTRATION	BALLOTS CAST	TURNOUT	PROP 186 - HEALTH SERVICES, TAXES		PROP 187 - ILLEGAL ALIEN INELIGIBLE FOR SERVICES		PROP 188 - SMOKING AND TOBACCO, STATE REG.		PROP 189 - BAIL EXCEPT FELONY SEXUAL ASSAULT	
				YES	NO	YES	NO	YES	NO	YES	NO
1-CARP 1001	237	154	65.0	37	113	90	62	23	129	129	20
2-CARP 10-02	556	290	52.2	92	165	140	147	61	220	222	48
3-CARP 1003	0	0	0.0	0	0	0	0	0	0	0	0
4-CARP 1004	190	121	63.7	25	93	67	53	31	89	96	22
5-CARP 1005	26	16	61.5	3	12	11	5	3	13	14	2
6-CARP 10-06	988	477	48.3	142	317	269	203	100	361	358	93
7-CARP 10-07	469	229	48.8	93	124	88	139	41	179	166	45
8-SUM 10-08	1077	514	47.7	197	285	251	259	119	384	398	81
9-MONT 10-09	529	266	50.3	80	178	143	119	53	208	204	46
0-MONT 1010	2	2	100.0	0	2	2	0	1	1	2	0
1-MONT 10-11	551	292	53.0	75	205	162	123	54	230	226	45
2-MONT 10-12	706	343	48.6	84	236	192	141	73	257	249	70
3-MONT 10-13	678	333	49.1	93	225	157	169	64	261	270	51
4-MONT 10-14	448	228	50.9	78	135	97	129	45	175	157	58
5-MONT 10-15	458	220	48.0	68	145	113	103	33	183	183	31
6-MONT 10-16	264	128	48.5	14	96	51	68	29	88	84	25
7-MONT 10-17	558	271	48.6	81	179	126	143	59	208	201	48
8-MONT 10-18	556	301	54.1	82	203	141	153	49	244	241	43
9-MONT 10-19	389	193	49.6	42	147	104	85	43	147	166	16
0-CSPR 10-20	445	192	43.1	52	130	101	90	38	145	142	34
1-CSPR 10-21	591	302	51.1	130	156	122	175	48	245	227	53
2-CSPR 10-22	1149	246	21.4	27	195	139	102	47	188	176	39
3-CSPR 10-23	687	363	52.8	115	236	167	172	72	283	288	54
4-S.Y. 1024	3	2	66.7	0	0	1	1	0	2	2	0
5-S.Y. 1025	4	2	50.0	0	2	1	1	0	2	1	1
6-MISS 10-26	892	506	56.7	207	276	223	277	89	404	392	77
7-MISS 10-27	773	413	53.4	160	238	166	243	64	337	316	66
8-MISS 10-28	532	284	53.4	118	153	107	174	38	241	224	45
9-CCAR 11-01	567	304	53.6	85	200	178	119	89	203	233	48
0-CCAR 11-02	724	414	57.2	89	303	241	166	100	302	331	64
1-CCAR 11-03	523	251	48.0	62	180	147	99	83	160	183	53
2-CCAR 11-04	761	384	47.8	108	234	193	162	103	241	270	58
3-CCAR 11-05	1002	586	58.5	180	374	317	258	133	428	451	104
4-CCAR 11-06	799	467	58.4	125	322	250	212	143	314	361	87
5-CCAR 11-07	595	275	46.2	113	154	119	154	89	181	204	59
6-CCAR 11-08	550	232	42.2	93	133	133	98	71	155	174	44
7-CCAR 11-09	386	209	54.1	71	132	80	127	63	140	165	32
8-CCAR 11-10	550	298	54.2	70	209	174	121	82	207	229	50
9-CCAR 1111	0	0	0.0	0	0	0	0	0	0	0	0
0-CCAR 11-12	389	188	48.3	67	112	102	84	50	133	158	23
1-CCAR 11-13	411	242	58.9	58	174	152	88	83	157	187	41
2-COSB 1201	153	70	45.8	20	47	34	34	18	47	50	13
3-COSB 1202	28	16	57.1	10	8	5	11	5	11	13	1
4-COSB 12-03	856	341	39.8	142	183	143	189	88	241	255	66
5-COSB 12-04	692	313	45.2	78	229	157	146	66	241	242	54
6-COSB 12-05	533	220	41.3	71	140	118	100	56	160	162	43
7-COSB 12-06	789	258	32.7	112	124	119	133	82	162	172	58
8-COSB 12-07	712	298	41.9	137	146	107	183	82	203	211	59
9-COSB 12-08	645	322	49.9	92	213	154	161	71	237	240	58
0-COSB 1209	9	7	77.8	1	6	5	2	0	7	7	0
1-COSB 1210	125	85	68.0	18	64	46	39	13	72	71	9
2-COSB 12-11	916	467	51.0	155	292	225	237	79	377	358	82
3-COSB 12-12	790	353	44.7	114	225	191	156	60	285	271	63
4-COSB 12-13	556	278	50.0	124	138	102	171	40	222	200	55
5-COSB 12-14	823	344	41.8	157	175	122	216	96	239	257	68
6-COSB 12-15	858	355	41.4	163	166	115	228	83	251	227	89
7-COSB 12-16	712	247	34.7	91	141	124	116	85	147	159	60
8-COSB 12-17	864	434	50.2	150	264	217	212	70	349	321	81
9-COSB 12-18	658	321	48.8	157	152	116	204	60	252	253	53
0-COSB 12-19	913	378	41.4	159	203	144	229	95	272	291	59
1-COSB 12-20	607	240	39.5	122	111	88	150	45	190	191	33
2-COSB 12-21	778	257	33.0	108	125	97	147	84	155	177	51
3-COSB 12-22	949	247	26.0	126	107	82	159	72	168	184	44
4-COSB 12-23	805	378	47.0	181	185	127	246	69	301	281	65
5-COSB 12-24	789	390	49.4	194	182	114	273	67	311	301	64
6-COSB 12-25	808	352	43.6	185	151	107	234	80	258	276	47
7-COSB 12-26	903	321	35.5	164	133	106	198	77	220	218	58
8-COSB 12-27	855	326	38.1	166	146	112	211	87	225	229	78
9-COSB 12-28	905	393	43.4	203	170	129	254	99	286	296	66
0-COSB 12-29	642	290	45.2	131	145	124	162	76	206	217	50
1-COSB 12-30	780	387	49.6	170	203	151	231	74	303	287	80
2-COSB 12-31	505	234	46.3	87	133	81	149	35	187	175	37

GENERAL ELECTION, NOVEMBER 8, 1994
STATEWIDE PROPOSITIONS

047

	REGISTRATION	BALLOTS CAST	TURNOUT	PROP 186 - HEALTH SERVICES. TAXES	YES	NO	PROP 187 - ILLEGAL ALIEN INELIGIBLE FOR SERVICES	YES	NO	PROP 188 - SMOKING AND TOBACCO. STATE REG.	YES	NO	PROP 189 - BAIL EXCEPT FELONY SEXUAL ASSAULT	YES	NO
1232-COSB 12-32	627	306	48.8	132	155	131	167	84	210	226	61				
1233-COSB 12-33	539	245	45.5	95	138	102	142	77	161	175	53				
1234-COSB 12-34	656	238	36.3	109	115	91	142	73	157	172	50				
1235-COSB 12-35	732	270	36.9	120	135	91	172	92	168	187	58				
1236-COSB 12-36	568	167	29.4	79	81	59	107	44	117	123	36				
2001-MESA 20-01	402	240	59.7	72	153	113	123	53	181	181	40				
2002-MESA 2002	55	37	67.3	7	29	25	12	11	26	27	9				
2003-HOPE 2003	182	105	57.7	38	65	67	38	35	68	84	16				
2004-HOPE 20-04	847	471	55.6	165	281	212	248	94	367	382	87				
2005-HOPE 20-05	636	332	52.0	94	226	162	164	61	267	245	68				
2006-HOPE 20-06	761	304	39.9	70	211	164	123	86	199	225	49				
2007-HOPE 20-07	519	226	43.5	46	170	118	105	38	182	149	62				
2008-HOPE 20-08	395	198	50.1	47	143	105	91	29	167	155	36				
2009-HOPE 20-09	612	281	45.9	31	220	172	109	56	219	218	44				
2010-GOL 20-10	395	213	53.9	59	149	113	98	51	159	152	47				
2011-GOL 2011	230	150	65.2	44	103	67	80	20	126	117	26				
2012-HOPE 20-12	858	403	47.0	115	269	195	199	80	310	311	66				
2013-HOPE 20-13	624	349	55.9	104	227	203	140	81	260	263	64				
2014-GOL 20-14	848	398	46.9	117	265	212	182	80	312	302	73				
2015-HOPE 20-15	414	237	57.2	65	163	130	101	40	169	187	33				
2016-GOL 20-16	431	205	47.6	44	155	144	58	42	158	156	34				
2017-GOL 20-17	841	398	47.3	88	299	220	169	78	308	307	66				
2018-GOL 20-18	838	400	47.7	108	280	211	167	73	317	305	79				
2019-GOL 20-19	734	343	46.6	94	230	179	158	98	236	248	72				
2020-GOL 20-20	767	321	41.9	105	202	142	175	87	220	240	62				
2021-GOL 20-21	665	343	51.6	96	234	163	176	74	263	260	61				
2022-GOL 20-22	774	384	49.5	96	266	201	173	97	267	284	66				
2023-GOL 20-23	783	399	51.0	114	264	208	180	81	300	305	63				
2024-GOL 20-24	733	384	52.4	102	270	194	187	83	293	296	69				
2025-GOL 20-25	866	389	44.9	116	258	186	198	101	283	308	54				
2026-GOL 20-26	655	311	47.5	89	216	153	156	70	235	240	56				
2027-GOL 20-27	546	270	49.5	71	186	145	120	74	191	205	56				
2028-GOL 20-28	457	229	50.1	42	162	110	116	41	185	184	32				
2029-GOL 20-29	677	362	53.5	89	261	183	175	79	277	285	66				
2030-GOL 20-30	508	292	57.5	64	223	150	140	49	241	239	40				
2031-GOL 20-31	528	257	48.7	81	161	134	119	60	188	201	43				
2032-GOL 20-32	492	284	57.7	39	219	156	122	64	214	208	64				
2033-GOL 20-33	809	440	54.4	101	324	222	213	100	331	340	75				
2034-GOL 20-34	459	260	56.6	58	190	140	110	57	189	183	52				
2035-CISL 2035	5	2	40.0	0	2	0	2	0	2	2	0				
2201-COSB 22-01	963	358	37.2	157	190	161	194	83	269	267	66				
2202-COSB 22-02	987	383	38.8	154	216	177	202	81	293	290	66				
2203-COSB 22-03	889	424	47.7	159	245	214	200	89	319	315	76				
2204-COSB 22-04	740	354	47.8	118	221	172	178	68	278	283	47				
2205-COSB 22-05	640	281	43.9	80	185	149	121	65	204	211	50				
2206-COSB 22-06	966	453	46.9	124	308	246	196	96	343	339	82				
2207-COSB 22-07	922	424	46.0	172	233	165	255	76	335	315	78				
2208-COSB 22-08	501	242	48.3	110	119	91	147	50	185	186	40				
2209-COSB 22-09	1007	454	45.1	190	248	202	247	90	355	344	84				
2210-COSB 22-10	1057	483	45.7	179	278	193	281	84	385	357	80				
2211-COSB 22-11	624	331	53.0	139	175	158	169	79	247	263	56				
2212-COSB 22-12	699	363	51.9	134	219	159	203	71	282	284	68				
2213-COSB 22-13	1056	501	47.4	199	279	203	291	86	401	390	74				
2214-COSB 22-14	511	255	49.9	69	178	131	123	59	191	199	42				
2215-COSB 22-15	913	428	46.9	147	258	220	194	95	311	319	76				
2216-COSB 22-16	918	399	43.5	140	248	173	222	109	281	303	72				
2217-COSB 22-17	932	378	40.6	161	188	155	214	97	268	281	63				
2218-COSB 22-18	745	308	41.3	144	154	112	193	69	228	240	46				
2219-COSB 22-19	817	353	43.2	163	176	149	199	72	274	277	56				
2220-COSB 22-20	835	367	44.0	151	189	153	206	79	269	272	61				
2221-COSB 22-21	701	347	49.5	126	207	150	191	48	290	257	64				
2222-COSB 22-22	805	337	41.9	141	174	133	191	65	250	260	49				
2223-COSB 22-23	866	448	51.7	173	255	189	254	96	340	338	74				
2224-COSB 22-24	784	387	49.4	109	254	185	187	65	302	279	66				
2225-COSB 22-25	888	490	55.2	170	296	219	264	103	376	378	76				
2226-COSB 22-26	732	340	46.4	119	208	174	162	80	247	246	66				
2227-COSB 22-27	455	208	45.7	68	133	105	100	47	155	153	38				
2228-COSB 22-28	636	298	46.9	77	206	136	150	58	225	222	48				
2229-COSB 22-29	619	302	48.8	117	173	136	162	78	217	230	58				
2230-COSB 22-30	681	327	48.0	117	196	151	174	56	267	247	56				
2231-COSB 22-31	420	200	47.6	44	150	124	72	43	154	155	31				
2232-COSB 22-32	666	388	58.3	117	257	169	213	67	317	296	60				

GENERAL ELECTION, NOVEMBER 8, 1994
STATEWIDE PROPOSITIONS

	REGISTRATION	BALLOTS CAST	TURNOUT	PROP 186 - HEALTH SERVICES, TAXES		PROP 187 - ILLEGAL ALIEN INELIGIBLE FOR SERVICES		PROP 188 - SMOKING AND TOBACCO, STATE REG.		PROP 189 - BAIL EXCEPT FELONY SEXUAL ASSAULT	
				YES	NO	YES	NO	YES	NO	YES	NO
C/ SB 22-33	797	418	52.4	122	281	217	197	88	321	331	65
-COSB 22-34	1043	466	44.7	146	302	211	250	98	356	353	82
-COSB 22-35	530	246	46.4	94	147	114	130	58	185	191	45
-COSB 22-36	516	208	40.3	67	129	117	86	59	144	158	39
-COSB 22-37	598	273	45.7	84	180	127	141	66	197	201	50
-COSB 22-38	668	327	49.0	107	201	158	163	81	233	249	54
-COSB 22-39	557	294	52.8	87	193	143	145	63	223	219	55
-COSB 22-40	519	280	53.9	65	193	111	157	41	218	205	47
-COSB 22-41	571	289	50.6	84	196	164	122	56	226	232	38
-GOL 3001	219	135	61.6	56	72	62	72	31	98	100	26
-GOL 3002	103	57	55.3	28	28	16	41	6	51	44	9
-GOL 30-03	527	286	54.3	66	210	163	115	56	220	203	58
-GOL 30-04	828	467	56.4	89	367	266	195	90	372	363	82
-GOL 30-05	418	223	53.3	54	162	111	107	46	173	172	40
-GOL 30-06	691	366	53.0	77	271	225	135	71	289	288	53
-GOL 30-07	872	389	44.6	137	234	154	224	82	295	281	82
-GOL 30-08	828	307	37.1	143	151	137	167	99	197	217	75
-GOL 30-09	548	284	51.8	79	194	144	136	68	213	213	57
-GOL 30-10	612	338	55.2	80	247	192	142	87	247	266	58
-GOL 30-11	699	354	50.6	76	270	195	156	74	275	257	78
-GOL 30-12	556	277	49.8	58	215	165	112	71	201	226	39
-GOL 3013	219	133	60.7	50	80	63	66	32	97	110	18
-GOL 3014	57	33	57.9	4	28	24	8	5	26	28	2
-GOL 30-15	519	298	57.4	58	229	159	134	49	242	224	56
-GOL 30-16	721	323	44.8	85	229	180	139	60	254	253	56
-UCSB 30-17	985	450	45.7	226	200	80	366	59	380	327	95
-UCSB 30-18	1203	278	23.1	100	151	150	127	72	196	190	58
-UCSB 30-19	387	214	55.3	131	76	37	173	17	194	159	39
-UCSB 30-20	2344	660	28.2	243	334	224	423	133	500	469	107
-I.V 30-21	1077	363	33.7	199	248	126	235	68	280	265	61
-I.V 30-22	1042	296	28.4	126	140	113	181	74	212	222	48
-I.V 30-23	992	320	32.3	83	200	135	182	72	231	235	54
-I.V 30-24	970	297	30.6	106	173	99	191	60	227	231	48
-I.V 30-25	1067	357	33.5	161	166	95	248	99	230	256	61
-I.V 30-26	1146	392	34.2	169	179	117	274	87	292	282	70
-I.V 30-27	1019	313	30.7	109	166	120	190	65	239	215	64
-I.V 30-28	1475	535	36.3	215	274	191	335	109	413	386	97
-I.V 30-29	1198	459	38.3	196	233	152	303	101	351	338	83
-GOL 30-38	759	373	49.1	124	234	151	214	78	284	273	70
-GOL 30-39	833	412	49.5	127	270	190	220	106	296	308	78
-GOL 30-40	811	416	51.3	117	279	221	189	99	309	333	59
-GOL 30-41	799	402	50.3	114	263	188	207	106	288	292	53
-GOL 30-42	535	240	44.9	84	148	121	117	65	168	162	42
-GOL 30-43	568	224	39.4	106	105	84	138	53	164	161	48
-GOL 30-44	1091	566	51.9	173	365	281	281	118	435	423	119
-GOL 30-45	441	218	49.4	53	156	117	98	48	164	177	27
-GOL 30-46	580	312	53.8	93	211	162	150	62	246	238	61
-GOL 30-47	606	326	53.8	80	239	171	153	80	240	241	70
-GOL 30-48	566	263	46.5	78	178	121	140	50	209	198	59
-GOL 30-49	434	228	52.5	46	167	129	95	40	180	166	41
-GOL 3050	22	8	36.4	4	4	5	3	1	7	7	0
-GOL 3051	45	2	48.9	7	13	10	12	6	16	16	6
-GOL 3052	86	44	51.2	6	36	26	17	12	29	32	11
-GOL 3053	0	0	0.0	0	0	0	0	0	0	0	0
-FRDS 3054	1	0	0.0	0	0	0	0	0	0	0	0
-PRDS 3055	236	138	58.5	43	92	82	56	31	103	118	15
-STYN 3056	7	1	14.3	0	1	0	1	0	1	1	0
-STYN 3057	63	35	55.6	10	25	25	10	16	19	32	1
-STYN 3058	3	1	33.3	0	1	1	0	0	1	0	1
-S.Y 30-59	560	280	50.0	59	214	176	103	71	204	219	47
-S.Y 30-60	769	326	42.4	69	246	198	125	70	250	261	55
-S.Y 30-61	377	182	48.3	26	150	128	53	59	119	139	37
-S.Y 30-62	990	540	54.5	90	438	360	176	163	367	419	98
-S.Y 30-63	810	476	58.8	68	394	323	150	122	347	382	73
-S.Y. 3064	155	102	65.8	17	76	71	24	27	65	81	15
-SOL 3065	214	150	70.1	19	123	101	46	25	119	117	24
-SOL 3066	42	23	54.8	6	16	17	5	10	12	16	5
-SOL 3067	39	11	28.2	3	7	5	4	5	5	9	1
-SOL 3068	82	54	65.9	15	35	31	23	15	36	42	11
-BLRD 30-69	626	321	51.3	39	269	208	109	73	238	266	47
-BLRD 3070	210	129	61.4	21	101	82	42	26	99	110	13
-LOSD 30-71	902	495	54.9	110	366	297	195	127	359	372	98

GENERAL ELECTION, NOVEMBER 8, 1994
STATEWIDE PROPOSITIONS

047

	REGISTRATION	BALLOTS CAST	TURNOUT	PROP 186 - HEALTH SERVICES, TAXES		PROP 187 - ILLEGAL ALIEN INELIGIBLE FOR SERVICES		PROP 188 - SMOKING AND TOBACCO, STATE REG.		PROP 189 - BAIL EXCEPT FELONY SEXUAL ASSAULT	
				YES	NO	YES	NO	YES	NO	YES	NO
3072-LOSO 3072	88	55	62.5	7	44	37	17	17	37	42	10
3073-BLTN 3073	170	117	68.8	10	104	88	27	27	86	102	10
3074-BLTN 3074	109	63	57.8	13	48	46	16	13	48	51	11
3075-BLTN 3075	91	52	57.1	3	45	35	17	16	35	46	4
3076-BLTN 3076	94	47	50.0	5	42	37	10	8	39	37	8
3077-VIST 3077	156	87	55.8	33	52	27	60	15	71	71	15
3078-VIST 3078	0	0	0.0	0	0	0	0	0	0	0	0
3079-VIST 3079	17	11	64.7	5	4	2	9	3	6	10	0
3080-VIST 3080	141	95	67.4	25	61	51	40	12	75	68	19
3081-VIST 3081	9	6	66.7	3	3	4	2	5	1	4	2
3082-VIST 3082	43	33	76.7	12	21	16	16	4	27	27	4
3083-PUR 3083	40	27	67.5	5	22	20	7	7	20	26	1
3084-PUR 3084	44	21	47.7	1	19	16	5	7	13	18	2
3085-PUR 3085	155	113	72.9	15	93	91	19	23	85	84	23
3086-PUR 3086	115	75	65.2	10	64	64	11	23	51	64	9
3087-PUR 30-87	678	359	52.9	60	292	232	123	154	200	273	75
3088-PUR 30-88	666	403	60.5	61	332	278	123	100	300	307	86
3089-PUR 30-89	663	361	54.4	67	283	236	119	131	223	278	71
3090-PUR 3090	0	0	0.0	0	0	0	0	0	0	0	0
3091-PUR 30-91	438	202	46.1	25	178	134	67	53	146	139	55
3092-LOSA 30-92	641	324	50.5	62	258	233	91	125	194	240	71
3093-LOSA 3093	46	24	52.2	0	22	18	5	14	9	21	2
3094-DRCT 3094	14	9	64.3	3	6	7	2	3	6	8	1
3201-AIR 3201	2	1	50.0	1	0	1	0	0	1	1	0
3301-CSOL 3301	150	113	75.3	11	95	79	32	30	79	93	11
3302-CSOL 33-02	930	426	45.8	98	305	294	126	111	306	329	73
3303-CSOL 33-03	888	455	51.2	62	379	327	124	114	330	365	67
3304-CSOL 33-04	1092	553	50.6	85	439	362	184	140	392	414	98
3305-CSOL 3305	230	182	79.1	34	132	123	50	56	112	143	21
3306-CSOL 3306	144	100	69.4	4	95	68	32	20	77	83	12
3401-CBLT 34-01	429	207	48.3	45	148	140	63	65	135	160	34
3402-CBLT 34-02	767	393	51.2	71	310	267	122	152	239	321	52
3403-CBLT 34-03	867	447	51.6	94	329	297	137	145	288	332	84
3501-CDL 3501	165	65	39.4	5	57	48	16	20	44	51	12
3502-CDL 3502	0	0	0.0	0	0	0	0	0	0	0	0
4001-PUR 4001	2	2	100.0	1	1	2	0	0	2	2	0
4002-PUR 40-02	1378	374	27.1	90	275	266	106	126	243	320	45
4003-PUR 4003	23	11	47.8	2	9	7	3	3	7	11	0
4004-PUR 4004	0	0	0.0	0	0	0	0	0	0	0	0
4005-PUR 4005	0	0	0.0	0	0	0	0	0	0	0	0
4006-PUR 40-06	517	300	58.0	56	242	219	76	104	193	222	67
4007-PUR 4007	3	2	66.7	0	2	1	1	0	2	2	0
4008-PUR 40-08	452	277	61.3	53	219	190	84	104	169	213	54
4009-PUR 40-09	633	330	52.1	56	264	228	95	110	210	253	55
4010-PUR 40-10	838	510	60.9	92	410	326	180	144	365	418	82
4011-PUR 40-11	578	307	53.1	58	244	204	100	98	204	251	47
4012-PUR 40-12	446	222	49.8	30	187	140	81	52	164	175	38
4013-PUR 40-13	764	444	58.1	49	384	327	113	134	299	334	92
4014-PUR 4014	0	0	0.0	0	0	0	0	0	0	0	0
4015-CAS 4015	86	30	34.9	4	26	25	5	14	15	22	7
4016-LOSA 4016	11	5	45.5	1	4	3	2	4	1	5	0
4017-DRCT 4017	1	1	100.0	0	1	1	0	0	1	1	0
4018-DRCT 4018	3	3	100.0	0	3	3	0	1	2	3	0
4019-DRCT 40-19	359	189	52.6	17	167	144	45	59	129	136	42
4020-DRCT 4020	43	22	51.2	7	15	17	5	7	15	16	5
4021-DRCT 40-21	872	454	52.1	61	376	343	99	144	293	339	97
4022-DRCT 40-22	774	445	57.5	69	364	354	86	161	256	320	104
4023-DRCT 40-23	815	442	54.2	75	359	331	108	169	265	319	104
4024-DRCT 40-24	628	298	47.5	33	258	216	78	98	193	223	67
4025-DRCT 40-25	591	278	47.0	48	218	211	63	105	165	210	57
4026-DRCT 4026	206	139	67.5	14	118	115	22	38	99	110	23
4027-DRCT 40-27	980	624	63.7	81	523	491	128	164	451	453	149
4028-DRCT 40-28	478	271	56.7	20	244	211	60	72	195	206	52
4029-DRCT 40-29	687	396	57.6	45	344	302	87	123	263	292	92
4030-DRCT 40-30	854	400	46.8	56	326	298	96	133	256	299	80
4031-DRCT 40-31	1008	588	58.3	109	471	439	143	195	387	445	123
4032-DRCT 40-32	740	459	62.0	60	388	357	96	122	326	360	88
4033-DRCT 40-33	500	295	59.0	41	248	209	84	85	209	219	64
4034-DRCT 40-34	347	313	57.2	49	257	229	80	107	201	225	77
4035-DRCT 40-35	740	450	60.8	43	394	355	90	140	296	313	117
4036-DRCT 40-36	663	362	54.6	36	318	263	94	92	264	283	69
4037-DRCT 40-37	728	397	54.5	58	327	286	105	141	250	278	104

GENERAL ELECTION, NOVEMBER 8, 1994
STATEWIDE PROPOSITIONS

	REGISTRATION	BALLOTS CAST	TURNOUT	PROP 186 - HEALTH SERVICES, TAXES		PROP 187 - ILLEGAL ALIEN INELIGIBLE FOR SERVICES		PROP 188 - SMOKING AND TOBACCO, STATE REG.		PROP 189 - BAIL EXCEPT FELONY SEXUAL ASSAULT	
				YES	NO	YES	NO	YES	NO	YES	NO
8-ORCT 40-38	376	213	56.6	21	189	159	52	58	153	160	44
9-ORCT 40-39	971	499	51.4	64	423	342	149	137	350	369	111
0-ORCT 40-40	860	455	52.9	80	354	328	115	119	324	333	99
1-ORCT 40-41	876	446	50.9	76	358	335	106	143	291	340	91
2-ORCT 40-42	563	341	60.6	51	280	265	74	116	220	257	71
3-ORCT 40-43	594	316	53.2	49	263	209	103	82	230	240	66
4-ORCT 40-44	448	264	58.9	39	215	185	74	67	169	184	61
1-COL 45-01	669	312	46.6	76	230	210	101	129	181	242	62
2-COL 45-02	650	342	52.6	61	262	232	104	105	227	267	52
3-COL 45-03	956	444	46.4	84	348	262	176	120	314	356	79
4-COL 45-04	657	362	55.1	79	259	237	119	105	241	274	63
5-COL 45-05	912	498	54.6	79	399	335	158	147	344	411	73
6-COL 45-06	569	390	68.5	84	296	272	115	109	274	309	68
7-COL 45-07	624	314	50.3	74	231	206	104	115	192	257	46
8-COL 45-08	823	366	44.5	80	273	233	128	129	229	279	78
9-COL 45-09	848	310	36.6	75	222	172	135	122	172	224	70
0-COL 45-10	808	280	34.7	87	185	159	115	137	139	205	61
1-COL 45-11	1011	380	37.6	92	276	235	141	169	200	279	85
2-COL 45-12	542	272	50.2	64	204	166	103	69	198	205	58
3-COL 45-13	867	440	50.7	91	338	305	129	183	250	339	87
4-COL 45-14	441	202	45.8	46	153	135	67	79	117	164	27
5-COL 45-15	906	361	39.8	102	248	233	125	130	218	274	65
6-COL 45-16	659	292	44.3	73	211	197	87	111	170	220	58
7-COL 45-17	1137	577	50.7	127	426	380	191	201	364	444	115
8-COL 45-18	757	399	52.7	86	299	254	142	147	244	307	75
9-COL 45-19	987	535	54.2	109	418	370	161	163	365	452	74
0-COL 45-20	828	389	47.0	74	304	231	150	120	259	313	60
1-COL 45-21	1028	574	55.8	94	460	391	174	171	392	437	110
2-COL 45-22	507	310	61.1	62	236	205	99	92	211	251	49
3-COL 4523	4	3	75.0	1	2	3	0	3	0	3	0
4-COL 45-24	514	285	55.4	42	231	201	83	87	195	217	56
5-COL 4525	3	2	66.7	0	2	2	0	2	0	2	0
6-COSM 4601	0	0	0.0	0	0	0	0	0	0	0	0
7-CUY 50-01	471	227	48.2	33	177	170	54	97	123	160	43
8-L.O. 5002	0	0	0.0	0	0	0	0	0	0	0	0
9-L.O. 5003	0	0	0.0	0	0	0	0	0	0	0	0
0-SISR 5004	121	72	59.5	12	57	44	26	23	44	53	14
1-SISR 50-05	409	200	48.9	33	162	149	49	78	119	154	39
2-ORCT 50-06	381	224	58.8	27	194	180	42	58	162	156	39
3-S.M. 5007	185	114	61.6	8	105	85	27	35	75	93	13
4-ORCT 5008	0	0	0.0	0	0	0	0	0	0	0	0
5-ORCT 50-09	844	446	52.8	56	367	313	122	127	304	320	97
6-ORCT 50-10	695	389	56.0	57	318	300	82	145	236	290	84
7-ORCT 5011	233	128	54.9	20	99	100	24	53	67	99	21
8-ORCT 5012	141	80	56.7	18	61	50	29	37	40	63	12
9-S.M. 50-13	749	367	49.0	89	259	214	143	157	201	253	97
0-S.M. 5014	118	54	45.8	8	46	40	14	26	24	37	13
1-S.M. 5015	0	0	0.0	0	0	0	0	0	0	0	0
2-S.M. 5016	56	27	48.2	0	26	23	2	10	15	22	4
3-S.M. 5017	44	17	38.6	4	13	11	6	8	8	12	4
4-BON 5018	32	17	53.1	1	16	17	0	5	12	12	4
5-BON 5019	26	10	38.5	3	7	5	5	3	4	3	4
6-GUAD 5020	83	38	45.8	2	34	24	14	17	21	31	6
7-S.M. 5021	6	6	100.0	0	6	4	2	3	3	4	1
8-COSM 5601	86	35	40.7	11	24	19	15	18	16	24	11
9-COSM 5602	182	131	72.0	15	106	99	26	49	73	104	14
0-COSM 56-03	965	541	56.1	87	437	424	111	170	362	379	137
1-COSM 56-04	893	509	57.0	44	452	382	119	151	346	376	109
2-COSM 56-05	653	341	52.2	60	274	240	95	100	235	267	64
3-COSM 56-06	1026	362	35.3	82	268	234	122	155	203	264	88
4-COSM 56-07	968	429	44.3	77	336	306	117	155	265	294	113
5-COSM 56-08	732	304	41.5	55	242	219	83	102	196	225	64
6-COSM 56-09	621	326	52.5	54	263	243	77	105	212	218	91
7-COSM 56-10	694	331	47.7	70	251	235	93	116	200	241	71
8-COSM 56-11	583	261	44.8	52	202	163	95	96	160	185	66
9-COSM 56-12	534	163	30.5	49	106	92	67	72	85	106	46
0-COSM 56-13	830	281	33.9	85	185	170	107	123	153	188	75
1-COSM 5614	8	4	50.0	0	4	4	0	3	1	4	0
2-COSM 56-15	653	173	26.5	59	103	82	89	63	104	113	47
3-COSM 56-16	658	179	27.2	53	119	102	76	81	90	125	47
4-COSM 56-17	655	254	38.8	70	173	154	94	92	155	191	49
5-COSM 56-18	984	440	44.7	86	333	319	115	164	263	301	108

GENERAL ELECTION, NOVEMBER 8, 1994
STATEWIDE PROPOSITIONS

047

	REGISTRATION	BALLOTS CAST	TURNOUT	PROP 186 - HEALTH SERVICES, TAXES	YES	NO	PROP 187 - ILLEGAL ALIEN INELIGIBLE FOR SERVICES	YES	NO	PROP 188 - SMOKING AND TOBACCO, STATE REG.	YES	NO	PROP 189 - BAIL EXCEPT., FELONY SEXUAL ASSAULT	YES	NO
5619-COSH 56-19	564	289	51.2	45	239	222	65	73	311	208	68				
5620-COSH 56-20	797	457	57.3	55	379	320	127	163	280	316	112				
5621-COSH 56-21	707	383	54.2	73	291	264	113	113	262	278	81				
5622-COSH 56-22	541	288	53.2	55	223	208	78	95	190	214	60				
5623-COSH 56-23	766	351	45.8	54	283	245	103	121	219	265	71				
5624-COSH 56-24	606	285	47.0	44	234	225	60	102	178	197	77				
5625-COSH 56-25	345	143	41.4	26	110	98	42	57	81	102	30				
5626-COSH 56-26	625	227	36.3	43	172	154	67	84	135	139	52				
5627-COSH 56-27	758	228	30.1	61	157	126	100	76	142	168	72				
5628-COSH 56-28	1325	577	43.5	196	354	280	286	256	297	403	137				
5629-COSH 56-29	558	202	36.2	48	145	115	82	73	123	144	42				
5630-COSH 56-30	599	227	37.9	63	152	136	85	104	117	156	56				
5631-COSH 56-31	466	148	31.8	39	103	96	49	59	86	92	50				
5632-COSH 56-32	425	250	58.8	34	207	195	52	96	145	167	68				
5633-COSH 56-33	620	325	52.4	48	267	225	96	112	206	221	90				
5634-COSH 56-34	563	307	54.5	71	226	228	72	107	191	234	65				
5635-COSH 56-35	961	507	52.8	77	406	363	140	174	321	369	120				
5636-COSH 56-36	386	185	47.9	38	147	130	55	73	110	143	38				
5637-COSH 56-37	690	322	46.7	40	274	235	87	119	202	232	77				
5638-COSH 56-38	639	319	49.9	58	248	217	99	135	178	223	80				
5639-COSH 56-39	457	160	35.0	46	104	42	93	64	86	95	55				
5640-COSH 56-40	557	202	36.3	60	128	110	86	86	110	124	64				
5641-COSH 56-41	933	402	43.1	81	305	256	144	129	263	273	106				
5642-COSH 56-42	726	308	42.4	77	222	181	125	129	171	210	85				
5643-COSH 56-43	947	492	52.0	74	391	347	132	171	300	350	105				
5701-COG 57-01	777	319	41.1	110	186	119	188	140	156	206	88				
5702-COG 57-02	972	471	48.5	133	310	210	252	170	276	282	142				
ABSENTEE TOTALS	218859	30262	13.8	6679	22353	18540	11140	8323	20981	23847	4680				
GRAND TOTALS	218859	134172	61.3	34717	93834	76628	55388	36186	94180	101830	24488				

GENERAL ELECTION, NOVEMBER 8, 1994 STATEWIDE PROPOSITIONS														
048	REGISTRATION	BALLOTS CAST	TURNOUT		PROP 190 - COMMISSION ON JUDICIAL PERFORMANCE		PROP 191 JUSTICE COURTS							
					YES	NO	YES	NO						
1232-COSB 12-32	627	306	48.8		162	92	142	108						
1233-COSB 12-33	539	245	45.5		147	61	114	78						
1234-COSB 12-34	656	238	36.3		144	58	123	73						
1235-COSB 12-35	732	270	36.9		149	76	115	103						
1236-COSB 12-36	568	167	29.4		102	37	77	57						
2001-MESA 20-01	402	238	59.2		120	73	112	72						
2002-MESA 2002	55	37	67.3		11	19	18	11						
2003-HOPE 2003	182	104	57.1		60	30	62	22						
2004-HOPE 20-04	847	472	55.7		263	121	228	136						
2005-HOPE 20-05	638	332	52.0		158	128	188	88						
2006-HOPE 20-06	761	304	39.9		150	109	181	68						
2007-HOPE 20-07	519	226	43.5		118	82	121	70						
2008-HOPE 20-08	395	198	50.1		94	74	120	46						
2009-HOPE 20-09	612	280	45.8		139	93	155	68						
2010-GOL 20-10	395	213	53.9		117	62	101	71						
2011-GOL 2011	230	150	65.2		92	43	105	28						
2012-HOPE 20-12	858	403	47.0		195	150	229	105						
2013-HOPE 20-13	624	349	55.9		184	118	179	111						
2014-GOL 20-14	848	399	47.1		206	128	203	115						
2015-HOPE 20-15	414	236	57.0		116	88	151	53						
2016-GOL 20-16	431	205	47.6		105	68	123	49						
2017-GOL 20-17	841	399	47.4		203	131	221	95						
2018-GOL 20-18	838	400	47.7		187	154	229	103						
2019-GOL 20-19	736	343	46.6		180	111	161	122						
2020-GOL 20-20	767	321	41.9		167	114	145	115						
2021-GOL 20-21	665	342	51.4		200	90	178	108						
2022-GOL 20-22	776	385	49.6		210	117	186	128						
2023-GOL 20-23	783	399	51.0		214	120	200	115						
2024-GOL 20-24	733	384	52.4		204	124	202	115						
2025-GOL 20-25	866	389	44.9		193	140	202	117						
2026-GOL 20-26	655	311	47.5		172	99	169	94						
2027-GOL 20-27	546	270	49.5		139	94	146	80						
2028-GOL 20-28	457	229	50.1		120	81	139	52						
2029-GOL 20-29	677	363	53.6		194	130	218	93						
2030-GOL 20-30	508	292	57.5		158	99	163	78						
2031-GOL 20-31	528	257	48.7		151	74	150	67						
2032-GOL 20-32	492	284	57.7		141	113	174	75						
2033-GOL 20-33	609	440	54.4		216	189	233	128						
2034-GOL 20-34	459	260	56.6		118	109	150	67						
2035-CISL 2035	5	2	40.0		1	1	1	1						
2201-COSB 22-01	963	358	37.2		210	83	167	108						
2202-COSB 22-02	987	383	38.8		221	109	204	107						
2203-COSB 22-03	889	424	47.7		232	126	210	123						
2204-COSB 22-04	740	354	47.8		201	93	179	96						
2205-COSB 22-05	640	281	43.9		156	88	155	77						
2206-COSB 22-06	966	451	46.7		233	160	251	131						
2207-COSB 22-07	922	423	45.9		252	103	212	130						
2208-COSB 22-08	501	242	48.3		146	56	120	73						
2209-COSB 22-09	1007	454	45.1		242	159	231	153						
2210-COSB 22-10	1057	483	45.7		263	124	244	124						
2211-COSB 22-11	624	331	53.0		185	107	163	113						
2212-COSB 22-12	699	362	51.8		193	110	200	98						
2213-COSB 22-13	1056	501	47.4		272	139	260	133						
2214-COSB 22-14	511	255	49.9		133	88	154	63						
2215-COSB 22-15	913	430	47.1		236	133	229	125						
2216-COSB 22-16	918	399	43.5		216	118	179	143						
2217-COSB 22-17	932	378	40.6		191	102	169	116						
2218-COSB 22-18	745	308	41.3		168	80	131	94						
2219-COSB 22-19	817	353	43.2		194	90	165	101						
2220-COSB 22-20	835	368	44.1		206	96	188	101						
2221-COSB 22-21	701	348	49.6		180	114	200	85						
2222-COSB 22-22	805	337	41.9		194	84	160	98						
2223-COSB 22-23	866	448	51.7		223	147	224	128						
2224-COSB 22-24	784	387	49.4		194	124	209	95						
2225-COSB 22-25	888	490	55.2		247	166	252	140						
2226-COSB 22-26	732	338	46.2		175	101	185	86						
2227-COSB 22-27	455	208	45.7		110	66	112	60						
2228-COSB 22-28	636	298	46.9		156	99	176	65						
2229-COSB 22-29	619	302	48.8		163	92	154	98						
2230-COSB 22-30	681	327	48.0		173	104	192	73						
2231-COSB 22-31	420	199	47.4		90	83	107	61						
2232-COSB 22-32	666	388	58.3		215	120	235	82						

048		GENERAL ELECTION, NOVEMBER 8, 1994 STATEWIDE PROPOSITIONS														
	REGISTRATION	BALLOTS CAST	TURNOUT	PROP 190 - JUDICIAL PERFORMANCE	COMMISSION ON	YES	NO	PROP 191 - JUSTICE COURTS	YES	NO						
3072-LOSD 3072	88	55	62.5		29	17		25	20							
3073-BLTN 3073	170	117	68.8		71	33		59	42							
3074-BLTN 3074	109	63	57.8		37	17		28	26							
3075-BLTN 3075	91	52	57.1		20	24		17	23							
3076-BLTN 3076	94	47	50.0		27	17		18	22							
3077-VIST 3077	156	87	55.8		59	21		47	31							
3078-VIST 3078	0	0	0.0		0	0		0	0							
3079-VIST 3079	17	11	64.7		8	2		2	7							
3080-VIST 3080	141	95	67.4		51	29		56	21							
3081-VIST 3081	9	6	66.7		2	4		4	2							
3082-VIST 3082	43	33	76.7		16	10		10	16							
3083-PUR 3083	40	27	67.5		20	4		20	3							
3084-PUR 3084	44	21	47.7		13	7		17	3							
3085-PUR 3085	155	113	72.9		60	36		57	46							
3086-PUR 3086	115	75	65.2		55	15		38	32							
3087-PUR 30-87	678	359	52.9		216	125		183	151							
3088-PUR 30-88	666	403	60.5		223	148		249	116							
3089-PUR 30-89	663	361	54.4		209	127		171	157							
3090-PUR 3090	0	0	0.0		0	0		0	0							
3091-PUR 30-91	438	202	46.1		126	58		116	67							
3092-LOSA 30-92	641	324	50.5		182	112		151	141							
3093-LOSA 3093	46	24	52.2		13	6		11	7							
3094-DRCT 3094	14	9	64.3		7	2		4	5							
3201-AIR 3201	2	1	50.0		0	1		1	0							
3301-CSOL 3301	150	113	75.3		65	28		60	33							
3302-CSOL 33-02	930	427	45.9		223	145		188	176							
3303-CSOL 33-03	888	455	51.2		244	160		209	189							
3304-CSOL 33-04	1092	555	50.8		274	198		246	231							
3305-CSOL 3305	230	181	78.7		101	48		92	55							
3306-CSOL 3306	144	101	70.1		66	25		49	38							
3401-CBLT 34-01	429	297	69.3		122	56		87	90							
3402-CBLT 34-02	767	393	51.2		218	134		163	183							
3403-CBLT 34-03	867	448	51.7		248	143		211	183							
3501-COL 3501	165	64	38.8		37	21		27	30							
3502-COL 3502	0	0	0.0		0	0		0	0							
4001-PUR 4001	2	2	100.0		1	0		0	1							
4002-PUR 40-02	1378	374	27.1		214	123		207	125							
4003-PUR 4003	23	11	47.8		4	4		4	2							
4004-PUR 4004	0	0	0.0		0	0		0	0							
4005-PUR 4005	0	0	0.0		0	0		0	0							
4006-PUR 40-06	517	300	58.0		169	114		148	124							
4007-PUR 4007	3	2	66.7		2	0		1	1							
4008-PUR 40-08	452	277	61.3		157	102		138	122							
4009-PUR 40-09	633	330	52.1		187	119		186	117							
4010-PUR 40-10	838	510	60.9		278	203		257	188							
4011-PUR 40-11	578	307	53.1		190	106		179	111							
4012-PUR 40-12	446	222	49.8		139	63		146	56							
4013-PUR 40-13	764	444	58.1		220	179		259	139							
4014-PUR 4014	0	0	0.0		0	0		0	0							
4015-CAS 4015	86	30	34.9		16	10		11	15							
4016-LOSA 4016	11	5	45.5		2	3		2	2							
4017-DRCT 4017	1	1	100.0		1	0		1	0							
4018-DRCT 4018	3	3	100.0		0	3		0	3							
4019-DRCT 40-19	359	189	52.6		91	74		88	70							
4020-DRCT 4020	43	22	51.2		15	6		16	5							
4021-DRCT 40-21	872	454	52.1		244	172		244	167							
4022-DRCT 40-22	774	445	57.5		189	218		194	204							
4023-DRCT 40-23	815	442	54.2		243	168		217	190							
4024-DRCT 40-24	628	298	47.5		161	103		153	106							
4025-DRCT 40-25	591	278	47.0		140	110		126	119							
4026-DRCT 4026	206	139	67.5		90	35		85	41							
4027-DRCT 40-27	980	624	63.7		296	273		300	264							
4028-DRCT 40-28	478	271	56.7		139	106		144	93							
4029-DRCT 40-29	687	396	57.6		208	159		212	150							
4030-DRCT 40-30	854	401	47.0		207	145		201	149							
4031-DRCT 40-31	1008	589	58.4		322	223		287	253							
4032-DRCT 40-32	740	459	62.0		240	186		238	183							
4033-DRCT 40-33	500	295	59.0		127	139		140	122							
4034-DRCT 40-34	547	312	57.0		154	129		141	140							
4035-DRCT 40-35	740	450	60.8		204	209		186	226							
4036-DRCT 40-36	663	361	54.4		184	140		177	140							
4037-DRCT 40-37	728	397	54.5		194	176		204	158							

GRAND TOTALS	GENERAL ELECTION, NOVEMBER 8, 1994 LOCAL MEASURES													
	REGISTRATION	BALLOTS CAST	TURNOUT		K94 - EMBARCADERO MUNI IMP. DIST. BOND PROHIB. YES	NO		L94 - EMBARCADERO MUNI. IMP. DIST. UTILITY BOND YES	NO					
SANTA BARBARA COUNTY	366	265	72.4		178	52		157	88					
CONGRESSIONAL	366	265	72.4		178	52		157	88					
STATE SENATORIAL	366	265	72.4		178	52		157	88					
STATE ASSEMBLY	366	265	72.4		178	52		157	88					
SUPERVISORIAL	366	265	72.4		178	52		157	88					
CORPORATED AREA	366	265	72.4		178	52		157	88					

OFFICIAL BALLOT
CONSOLIDATED
GENERAL ELECTION
COUNTY OF SANTA BARBARA
TUESDAY, NOVEMBER 8, 1994

This ballot stub shall be torn off by precinct board member and handed to the voter.

MARK YOUR CHOICE(S)
IN THIS MANNER ONLY:

MARK YOUR CHOICE(S)
IN THIS MANNER ONLY:

VOTE
HERE
↓

MEASURES SUBMITTED TO VOTE OF VOTERS

STATE

181 PASSENGER RAIL AND CLEAN AIR BOND ACT OF 1994. This act provides for a bond issue of one billion dollars (\$1,000,000,000) to provide funds for acquisition of rights-of-way, capital expenditures, and acquisitions of rolling stock for intercity rail, commuter rail, and rail transit programs.

YES
 NO

Proposition 182 was removed by law.

183 RECALL ELECTIONS. STATE OFFICERS. LEGISLATIVE CONSTITUTIONAL AMENDMENT. Authorizes recall elections to be held within 180 days of certification of sufficient signatures to enable consolidation of recall elections with regularly scheduled elections. Current law provides that recall elections must be held between 60 and 80 days of the date of certification of sufficient signatures. Fiscal Impact: Potentially significant savings to state and local governments.

YES
 NO

184 INCREASED SENTENCES. REPEAT OFFENDERS. INITIATIVE STATUTE. Increases sentences for convicted felons who have previous convictions for certain serious or violent felonies. Includes as prior convictions certain felonies committed by older juveniles. Fiscal Impact: Reaffirms existing law, which results in annual state costs initially of hundreds of millions increasing to multibillion dollars. Unknown net impact on local governments. Unknown state and local savings for costs of crimes not committed. No direct fiscal impact resulting from measure.

YES
 NO

185 PUBLIC TRANSPORTATION TRUST FUNDS. GASOLINE SALES TAX. INITIATIVE STATUTE. Provides for an additional 4% tax on gasoline sales. Revenues for electric rail and clean fuel buses, light rail, commuter and intercity rail systems, and other transportation-related programs, including wetlands, riparian habitat and parks. Fiscal Impact: Increased gasoline sales tax revenues of about \$630 million annually. Multimillion dollar annual increases in state and local costs for mass transportation services, potentially offset by unknown amount of revenues.

YES
 NO

VOTE
HERE
↓

186 HEALTH SERVICES. TAXES. INITIATIVE CONSTITUTIONAL AMENDMENT AND STATUTE. Establishes health services system, defined benefits, for California residents to replace existing health insurance, premiums, programs. Costs/provider payments funded by employer, individual, tobacco taxes. Elected Health Commissioner administers Fund/system. Fiscal Impact: Potentially over \$75 billion in government funds to provide health insurance. Costs could be greater or less than funds. Potential government savings over time. Impact on state revenues over time, uncertain, probably not major.

YES
 NO

187 ILLEGAL ALIENS. INITIATIVE STATUTE. Makes illegal aliens ineligible for public social services, public health care services (unless emergency under federal law), and attendance at public schools. Requires state/local agencies report suspected illegal aliens. Fiscal Impact: Annual state/local program savings of roughly \$200 million, offset by administrative costs of tens of millions (potentially more than \$100 million in first year). Places at possible risk billions of dollars in federal funding for California.

YES
 NO

188 SMOKING AND TOBACCO PRODUCTS. LOCAL PREEMPTION. STATEWIDE REGULATION. INITIATIVE STATUTE. Preempts local smoking laws. Replaces existing regulations with limited public smoking ban. Permits regulated smoking in most public places. Increases penalties for tobacco purchases by, and sales to, minors. Fiscal Impact: Likely, but unknown, annual increase in state and local government health care costs and state tobacco tax revenues. State enforcement costs of less than \$1 million annually.

YES
 NO

189 BAIL EXCEPTION. FELONY SEXUAL ASSAULT. LEGISLATIVE CONSTITUTIONAL AMENDMENT. Amends State Constitution to add felony sexual assault to crimes excepted from right to bail. Other exceptions already include capital offenses and felonies involving violence or threats of bodily harm to others. Fiscal Impact: Unknown, but probably not significant, costs to local governments; unknown, but probably not significant, savings to the state.

YES
 NO

[The text in this section is extremely faint and illegible. It appears to be a multi-column document, possibly a ledger or a list of entries, with several horizontal lines separating sections. The content is too light to transcribe accurately.]

OFFICIAL BALLOT
CONSOLIDATED
GENERAL ELECTION
COUNTY OF SANTA BARBARA
TUESDAY, NOVEMBER 8, 1994

This ballot stub shall be torn off by precinct
board member and handed to the voter.

MARK YOUR CHOICE(S)
IN THIS MANNER ONLY:

VOTE
HERE

MEASURES SUBMITTED TO VOTE OF VOTERS

STATE

190 COMMISSION ON JUDICIAL PERFORMANCE. LEGISLATIVE CONSTITUTIONAL AMENDMENT. Transfers disciplinary authority over judges from California Supreme Court to Commission on Judicial Performance; provides for public proceedings; specifies circumstances warranting removal, retirement, suspension, admonishment, or censure of judges; increases Commission's citizen membership. Fiscal Impact: Not likely to have a significant fiscal impact on the state.

YES

NO

191 JUSTICE COURTS. LEGISLATIVE CONSTITUTIONAL AMENDMENT. Abolishes justice courts; incorporates their operations, judges, and personnel within municipal courts. Authorizes Legislature to provide for organization, jurisdiction of municipal courts and qualification and compensation of municipal court judges, staff. Fiscal Impact: Probably no significant fiscal impact on state or local governments.

YES

NO

1. The first part of the document discusses the importance of maintaining accurate records of all transactions and activities. It emphasizes that this is essential for ensuring transparency and accountability in the organization's operations.

2. The second part of the document outlines the various methods and tools used to collect and analyze data. It highlights the need for consistent and reliable data collection processes to support informed decision-making.

3. The third part of the document focuses on the role of technology in modern data management. It discusses how advanced software solutions can streamline data collection, storage, and analysis, thereby improving efficiency and accuracy.

4. The fourth part of the document addresses the challenges associated with data security and privacy. It stresses the importance of implementing robust security measures to protect sensitive information from unauthorized access and breaches.

5. The fifth part of the document provides a detailed overview of the data analysis process. It describes how raw data is processed and transformed into meaningful insights that can be used to drive organizational growth and innovation.

6. The sixth part of the document discusses the importance of data governance and compliance. It outlines the key principles and best practices for ensuring that data is managed in a responsible and ethical manner, in accordance with relevant regulations and standards.

7. The seventh part of the document concludes by summarizing the key findings and recommendations. It emphasizes the need for a holistic approach to data management, one that integrates all aspects of the data lifecycle from collection to analysis and reporting.

CITY	
CITY OF SOLVANG	
ORDINANCE APPROVING TIVOLI WHEEL PLAN	
G94 Should an ordinance approving the Tivoli Garden Wheel Specific Plan be adopted?	YES <input type="checkbox"/>
	NO <input type="checkbox"/>

DISTRICT	
MISSION HILLS COMMUNITY SERVICES DISTRICT MONTHLY SWEEPING OF PUBLIC STREETS	
ADVISORY VOTE ONLY	
<p>H94 SHOULD THE MISSION HILLS COMMUNITY SERVICES DISTRICT RESUME MONTHLY SWEEPING OF THE PUBLIC STREETS WITHIN THE DISTRICT'S BOUNDARIES? The District provided monthly street sweeping from April, 1987, to December, 1992. The service was stopped because a number of complaints were received. Recently, requests to sweep the streets again have been received. If approved, the service is expected to resume at the current rate of \$1.00 per month. A "yes" vote is in favor of resuming monthly street sweeping. A "no" vote is against resuming street sweeping. The Board of Directors of the District have agreed to abide by the majority vote on this advisory measure.</p>	
YES	<input type="checkbox"/>
NO	<input type="checkbox"/>

1. The first part of the document discusses the importance of maintaining accurate records of all transactions and activities. It emphasizes that this is essential for ensuring transparency and accountability in the organization's operations.

2. The second part of the document outlines the various methods and tools used to collect and analyze data. It highlights the need for consistent data collection procedures and the use of advanced analytical techniques to derive meaningful insights from the data.

3. The third part of the document focuses on the role of technology in data management and analysis. It discusses how modern software solutions can streamline data collection, storage, and processing, thereby improving efficiency and accuracy.

4. The fourth part of the document addresses the challenges associated with data management, such as data quality, security, and privacy. It provides strategies to mitigate these risks and ensure that the data remains reliable and secure throughout its lifecycle.

5. The fifth part of the document concludes by summarizing the key findings and recommendations. It stresses the importance of ongoing monitoring and evaluation to ensure that the data management processes remain effective and aligned with the organization's goals.

DISTRICT

GOLETA VALLEY
CONSOLIDATION OF SANITARY DISTRICTS

ADVISORY VOTE ONLY

194 SHOULD THERE BE A SINGLE SANITARY DISTRICT IN THE GOLETA VALLEY? There are currently two sanitary districts, the Goleta West Sanitary District collecting sewage from the western valley and the Goleta Sanitary District collecting from the eastern valley and providing sewage treatment for the entire valley. There will be cost savings associated with a single district. The extent of these savings and their impact on rates will be quantified prior to formation of a single district. A single district would also provide equal opportunity to participate in decisions regarding wastewater treatment. The level of service will remain the same or improve.

YES	<input type="checkbox"/>
NO	<input type="checkbox"/>

GOLETA WATER DISTRICT ACQUISITION OF
ADDITIONAL STATE WATER PROJECT ENTITLEMENT

J94 Shall an amendment be adopted to the voter enacted SAFE Water Supplies Ordinance, to authorize the acquisition of up to 2,500 acre feet per year of additional entitlement to water from the State Water Project? The District estimates the annual cost of the water to be \$500 per acre foot of water delivered to the District. The measure is intended to result in a long-term financial saving to the District and the District's customers in that alternative sources of water that would be necessary to meet the District's water demand, would be more expensive than the State Water Project entitlement.

YES	<input type="checkbox"/>
NO	<input type="checkbox"/>

1980

1981

DISTRICT

EMBARCADERO MUNICIPAL IMPROVEMENT DISTRICT
ORDINANCE PROHIBITING ISSUANCE OF GENERAL BONDS

K94 Shall an ordinance be adopted prohibiting the District from issuing general obligation bonds which may be authorized by voters of the District at an election contemporaneously herewith, unless and until

- 1) all other bonds of the District are cancelled
- 2) all outstanding bonds of the District are paid in full and
- 3) the assessed valuation of property in the District exceeds 75 million dollars (\$75,000,000).

YES
NO

EMBARCADERO MUNICIPAL IMPROVEMENT DISTRICT
TO INCUR A BOND INDEBTEDNESS

L94 For the purpose of underground-ing utility lines, shall the Embarcadero Municipal Improvement District incur a bonded indebtedness in the amount of \$2,000,000 with an interest rate not to exceed the statutory maximum (12% per annum)?

BONDS YES
BONDS NO

1. The first part of the document discusses the importance of maintaining accurate records of all transactions and activities. It emphasizes that this is crucial for ensuring transparency and accountability in the organization's operations.

2. The second part of the document outlines the various methods and tools used to collect and analyze data. It highlights the need for consistent and reliable data collection processes to support informed decision-making.

3. The third part of the document focuses on the role of technology in modern data management. It discusses how advanced software solutions can streamline data collection, storage, and analysis, leading to more efficient and accurate results.

4. The fourth part of the document addresses the challenges associated with data management, such as data quality, security, and privacy. It provides strategies to mitigate these risks and ensure the integrity and confidentiality of the organization's data.

5. The fifth part of the document concludes by summarizing the key findings and recommendations. It stresses the importance of ongoing monitoring and evaluation to ensure that the data management processes remain effective and aligned with the organization's goals.

RESULTS OF THE WRITE-IN VOTES

<u>GOVERNOR</u>	<u>VOTES RECEIVED</u>
Aaron Boxerman	0
Jerome N. McCready	1
Nick Miloslavich	1
Tim Oster	0
Thomas L. Sailers	0
<u>TREASURER</u>	
Ned C. Measel	0
<u>UNITED STATES SENATOR</u>	
Jerry Leon Carroll	0
Kathryn J. Crowder	0
Linh Dieu Dao	0
Robert Hamming	2
Tim Kalemkarian	0
<u>SUPERINTENDENT OF PUBLIC INSTRUCTION</u>	
Hal Rice	3
<u>CITY OF GUADALUPE - MAYOR</u>	
Pheary Watkins	107
<u>CITY OF LOMPOC - CITY COUNCIL</u>	
Ken Pike	412

DESCRIPTION

DESCRIPTION	TOTAL	DEM	REP	AIP	GRN	LIB	PFP	MISC	DEC
POLITICAL SUB-DIVISIONS									
PROPOSED MONTECITO INCORPORATION									
*509	8172	2516	4405	108	96	30	18	63	936
*599	103342	41530	45405	1833	1004	448	376	695	12051
UNINCORPORATED AREA									
*599	25	21	2			1			1
BOARD OF EQUALIZATION DISTRICT 2									
0500	218859	98543	86569	3968	2103	925	867	1402	24482
0510	121	86	9	3		1	2		110
0511	3900	1899	1367	65	37	17	20	22	473
0512	2	2							
GOLETA CITY COUNCIL DIST 1									
0510	3372	1708	1055	49	41	32	20	32	435
0511	6	5				1			
GOLETA CITY COUNCIL DIST 2									
0511	4821	1936	2315	63	28	25	15	29	510
GOLETA CITY COUNCIL DIST 3									
0512	5092	1975	2344	84	36	18	15	16	604
0513	2	1	1						
GOLETA CITY COUNCIL DIST 4									
0513	4191	1966	1547	76	33	14	15	32	508
GOLETA CITY COUNCIL DIST 5									
0514	6091	2882	1920	159	97	45	34	50	904
0515	1								1
GOLETA CITY COUNCIL DIST 6									
0515	130	48	61	6			1	2	12
NOTICE/VOTERS OUTSIDE GLTA INC									
0521	128114	60877	45003	2314	1927	672	613	961	15747
SANTA BARBARA JUDICIAL DISTRICT									
0602	61	47	5	1		1	2		5
SOLVANG JUDICIAL DISTRICT									
0603	11924	3550	6624	234	60	33	28	62	1333
LOMPOC JUDICIAL DISTRICT									
0604	26489	11552	11240	520	58	81	75	140	2823
SANTA MARIA JUDICIAL DISTRICT									
0605	52332	22564	23702	900	58	139	151	239	4579
ALLAN HANCOCK JOINT COMMUNITY COL DIS-T.A #1									
0702	15840	7750	6242	251	14	46	54	61	1422
ALLAN HANCOCK JOINT COMMUNITY COL DIS-T.A #2									
0703	24065	8866	12427	430	34	50	51	105	2101
ALLAN HANCOCK JOINT COMMUNITY COL DIS-T.A #3									
0704	16367	7319	7115	268	18	47	53	83	1464
ALLAN HANCOCK JOINT COMMUNITY COL DIS-T.A #4									
0705	18281	8575	7154	389	43	61	62	97	1900
ALLAN HANCOCK JOINT COMMUNITY COL DIS-T.A #5									
0706	16597	5349	8739	333	76	52	36	101	1911

DESCRIPTION

DESCRIPTION	TOTAL	DEM	REP	AIP	GRN	LIB	PPF	MISC	DEC
POLITICAL SUB-DIVISIONS									
SANTA BARBARA COMMUNITY COLLEGE DISTRICT	127709	60684	44892	2297	1918	669	611	954	15684
0710	61	47	5	1		1	2		5
SANTA BARBARA COMMUNITY COLLEGE DISTRICT-T.A #1	10800	4983	4112	206	112	55	36	70	1226
0711	5	5							1
SANTA BARBARA COMMUNITY COLLEGE DISTRICT-T.A #2	8326	2577	4465	111	98	30	18	68	959
0712	2	2							4
SANTA BARBARA COMMUNITY COLLEGE DISTRICT-T.A #3	52988	27941	15838	941	972	276	297	371	6352
0713	40	31	3	1			2		3
SANTA BARBARA COMMUNITY COLLEGE DISTRICT-T.A #4	55595	25183	20477	1039	736	308	260	445	7147
0714	14	9	2			1			2
COLD SPRING SCHOOL, DISTRICT	3034	882	1647	43	42	13	3	24	380
0801									
MONTECITO UNION SCHOOL DISTRICT	5292	1695	2818	68	56	17	15	44	579
0802	2	2							
HOPE SCHOOL DISTRICT	10055	4308	4337	146	80	37	35	57	1055
0804	1								1
GOLETA UNION SCHOOL DISTRICT	45540	20875	16140	893	656	271	225	388	6092
0805	13	9	2			1			1
COLLEGE SCHOOL DISTRICT	3978	1175	2220	74	26	13	12	22	436
0806	2	2							
LOS OLIVOS SCHOOL DISTRICT	990	318	514	24	10	4	2	4	114
0807	1	1							
BALLARD SCHOOL DISTRICT	986	253	619	8	3		1	6	96
0808									
SOLVANG SCHOOL DISTRICT	3431	996	1940	74	16	9	8	22	366
0809									
BUELLTON UNION SCHOOL DISTRICT	2757	908	1392	64	12	8	7	14	352
0810									
VISTA DEL MAR UNION SCHOOL DISTRICT	366	165	120	11	9	2	2		57
0811									
LOS ALAMOS SCHOOL DISTRICT	698	269	324	15	1	4	1	10	74
0812									
CASMALIA SCHOOL DISTRICT	86	63	17						6
0813	1	1							
ORCUTT UNION SCHOOL DISTRICT	21163	7172	11558	358	25	48	40	94	1868
0814	2	2							
SANTA MARIA-BONITA SCHOOL DISTRICT	27552	13444	10879	492	31	78	98	125	2405
0815	40	31	3	2					4


DESCRIPTION	TOTAL	DEM	REP	AIP	GRN	LIB	PFP	MISC	DEC
POLITICAL SUB-DIVISIONS									
GUADALUPE UNION SCHOOL DISTRICT	1832	1222	413	21		5	10	9	152
0817	6	5							1
BLOCHMAN UNION SCHOOL DISTRICT	530	222	257	5	1	1	2	1	41
0818									
CUYAMA JOINT UNIFIED SCHOOL DISTRICT	471	172	254	9		3			33
0819									
LOMPOC UNIFIED SCHOOL DISTRICT	26305	11479	11168	516	51	81	75	139	2796
0820	8	7	1						
CARPINTERIA UNIFIED SCHOOL DISTRICT	10800	4983	4112	206	112	55	36	70	1226
0821	5	5							
CARPINTERIA UNIFIED SCHOOL DISTRICT T.A #1	9254	4295	3549	162	87	51	32	59	1019
0822	5	5							
CARPINTERIA UNIFIED SCHOOL DISTRICT T.A #2	1546	688	563	44	25	4	4	11	207
0823									
SANTA BARBARA & SANTA BARBARA HIGH SCHOOL DIST	116909	55701	40780	2091	1806	614	575	884	14458
0901	56	42	5	1		1	2		5
SANTA YNEZ VALLEY UNION HIGH SCHOOL DIST	12508	3815	6805	255	76	36	30	70	1421
0902	3	3							
SANTA MARIA JOINT UNION HIGH SCHOOL	51861	22392	23448	891	58	136	151	239	4546
0903	49	39	3	2					5
SANTA BARBARA ELEMENTARY SCHOOL DISTRICT	52988	27941	15838	941	972	276	297	371	6352
0904	40	31	3	1			2		3
COUNTY BOARD OF EDUCATION TRUSTEE AREA 1	32375	14810	12220	567	455	157	142	239	3784
1101	30	25					2		3
COUNTY BOARD OF EDUCATION TRUSTEE AREA 2	38454	17140	12346	757	581	228	185	336	4881
1102	11	8	1		1				1
COUNTY BOARD OF EDUCATION TRUSTEE AREA 3	35693	13565	16668	607	273	129	117	210	4124
1103	7	5	1						1
COUNTY BOARD OF EDUCATION TRUSTEE AREA 4	22365	10108	9086	467	43	77	68	128	2388
1104	8	7	1						
COUNTY BOARD OF EDUCATION TRUSTEE AREA 5	32558	12301	16448	555	42	73	70	136	2933
1105	12	10		1					1
COUNTY BOARD OF EDUCATION TRUSTEE AREA 6	36398	19254	10789	636	685	195	198	249	4392
1106	16	12	3	1					
COUNTY BOARD OF EDUCATION TRUSTEE AREA 7	23016	11365	9012	379	23	66	87	104	1980
1107	37	29	3	1					4
CARPINTERIA SANITARY DISTRICT	7910	3806	2915	136	67	42	21	50	873
1240	5	5							

DESCRIPTION	TOTAL	DEM	REP	AIP	GRN	LIB	PFP	MISC	DEC
POLITICAL SUB-DIVISIONS									
GOLETA SANITARY DISTRICT 1242	23464 11	10134 9	9800 1	327	197	111 1	94	131	2670
GOLETA WEST SANITARY DISTRICT 1244	21249 2	10274 1	6464 1	509	424	139	122	223	3094 11
MONTECITO SANITARY DISTRICT 1246	7642 2	2265 2	4231	98	76	29	17	57	869
SUMMERLAND SANITARY DISTRICT 1248	983	448	323	36	22	4	3	9	188
CARPINTERIA COUNTY WATER DISTRICT 1350	9254 5	4295 5	3549	162	87	51	32	59	1019
LA CUMBRE MUTUAL WATER COMPANY 1351	2802	1041	1420	37	22	10	8	12	252
GOLETA WATER DISTRICT 1352	51159 14	23107 10	18858 2	964	686	289 1	248	414	6593 1
MONTECITO WATER DISTRICT 1354	8592 2	2709 2	4572	114	99	30	19	66	983
SUMMERLAND WATER DISTRICT 1356	1050	468	359	37	23	4	3	11	145
SOUTHERN CALIFORNIA WATER COMPANY 1357	20926 4	7336 4	11169	351	27	51	39	95	1858
SANTA BARBARA COUNTY FIRE PROTECTION DISTRICT 1408	89868 22	36796 18	38846 2	1626	839	389 1	333	587	10452 1
CARP-SUM FIRE PROT DIST 1410	10787 5	4980 5	4106	205	112 1	55	36	70	1223
MONTECITO FIRE PROTECTION DISTRICT 1418	8070 2	2485 2	4341	105	97	32	20	62	928
ORCUTT FIRE PROTECTION DISTRICT 1420	1675	669	786	24	3	10	4	8	171
LOMPOC HOSPITAL DISTRICT 1577	26540 8	11566 7	11262 1	520	60	81	75	140	2836
SANTA YNEZ VALLEY HOSPITAL DISTRICT 1578	12142 3	3650 3	6685	244	67	34	30	68	1364
SANTA MARIA PUBLIC AIRPORT DISTRICT 1679	51823 49	22384 39	23422 3	891 2	58	136	151	237	4544 5
CUYAMA VALLEY RECREATION DISTRICT 1778	423	151	232	8		3			29
ISLA VISTA RECREATION AND PARK DISTRICT 1890	9986 1	4922	2742 1	256	260	75	66	137	1528



DESCRIPTION	TOTAL	DEM	REP	AIF	GRN	LIB	PPF	MISC	DEC
POLITICAL SUB-DIVISIONS									
BUELLTON COMMUNITY SERVICES DISTRICT 1984	2042	727	956	51	9	7	6	11	275
CUYAMA COMMUNITY SERVICES DISTRICT 1985	280	111	143	6					20
LOS ALAMOS COMMUNITY SERVICES DIST 1986	611	256	261	15	1	4	1	7	66
MISSION HILLS COMMUNITY SERVICES DIST 1987	1991	825	887	41	3	6	5	5	219
SANTA YNEZ COMMUNITY SERVICES DIST 1988	1021	327	539	26	8	1	7	4	109
CASMALIA COMMUNITY SERVICES DISTRICT 1989	86	63	17						6
VANDENBERG VILLAGE COMMUNITY SERVICES DISTRICT 1990	4219	1435	2253	49	9	7	5	16	445
GUADALUPE PUBLIC CEMETERY DISTRICT 1992	1884	1239	426	22	5	5	10	9	153
EMBARCADERO MUNICIPAL IMPROVEMENT DIS 2082	366	121	193	3	3	3	1	2	40
CACHUMA RESOURCE CONSERVATION DISTRICT 2130	190187	86286	74234	3398	2038	836	785	1250	21362
LOMPOC RESOURCE CONSERVATION DISTRICT 2132	114	90	8	3		1	2		10
STA MARIA VALLEY WATER CONS DIST DIV1 2258	28535	12239	12252	566	64	88	82	152	3092
STA MARIA VALLEY WATER CONS DIST DIV-2 2259	1775	1210	375	19		5	10	9	147
STA MARIA VALLEY WATER CONS DIST DIV-3 2260	46	12	29	2					3
STA MARIA VALLEY WATER CONS DIST DIV-4 2261	59	28	25	1					5
STA MARIA VALLEY WATER CONS DIST DIV-5 2262	147	57	73	6			1	1	9
STA MARIA VALLEY WATER CONS DIST DIV-6 2263	22227	11284	8286	417	23	59	91	102	1965
STA MARIA VALLEY WATER CONS DIST DIV-7 2264	36	27	3	2					4
STA YNEZ RIV WAT CONS DIST DIV-1 2266	4165	1576	2164	51	6	15	5	17	331
	226	107	101	2				1	15
	4758	2078	1999	101	8	17	7	42	506

DESCRIPTION	TOTAL	DEM	REP	AIP	GRN	LIB	PFP	MISC	DEC
POLITICAL SUB-DIVISIONS									
STA YNEZ RIV WAT CONS DIST DIV-2 2267	6733 1	3338 1	2464	144	10	18	33	36	690
STA YNEZ RIV WAT CONS DIST DIV-3 2268	8251 1	3087 1	4058	131	16	22	13	27	897
STA YNEZ RIV WAT CONS DIST DIV-4 2269	7163 6	3162 5	2968 1	154	28	28	26	30	767
STA YNEZ RIV WAT CONS DIST DIV-5 2270	8924 2	2592 2	4970	176	44	20	19	46	957
STA YNEZ RIV WAT CON DIS IMP DIST #1 2471	7760 1	2251 1	4408	151	38	12	17	41	842
STA YNEZ RIV WAT CON DIS IMP DIST#1 D-1 2472	2067	570	1208	31	12	1	2	10	233
STA YNEZ RIV WAT CON DIS IMP DIST#1 D-2 2473	2001	580	1162	38	8	3	5	11	194
STA YNEZ RIV WAT CON DIS IMP DIST#1 D-3 2474	1626	447	927	38	6	4	3	12	189
STA YNEZ RIV WAT CON DIS IMP DIST#1 D-4 2475	2066 1	654 1	1111	44	12	4	7	8	226
COMMUNITY FACILITIES DISTRICT #1 2501	28	9	15						4
PROPOSED ANNEXATION BALLARD TO SOLVANG 2502	259	54	179	3				1	22
GOLETA COUNTY SERVICE AREA A-3 2603	36349 12	16236 9	14141 1	608	370	182	161	231	4420 1
PURISIMA COUNTY SERVICE AREA A-4 2604	6919 1	2487 1	3528	103	17	18	11	25	730
ORCUTT COUNTY SERVICE AREA A-5 2605	20168 4	7090 4	10753	332	27	42	40	88	1796
COUNTY SERVICE AREA #6 2606	14	13	1						
CARPINTERIA COUNTY SERVICE AREA A-11 2611	1897	708	959	39	26	12	13	12	228
COUNTY SERVICE AREA #12 2612	2138	1116	655	33	49	8	10	11	256
ISLA VISTA COUNTY SERVICE AREA A-31 2631	9986 1	4922 1	2742 1	256	260	75	66	137	1528
REDEVELOPMENT IN COUNTY SERVICE AREA #31 2632	11189 1	5393 1	3194 1	305	270	84	70	153	1720




DESCRIPTION	TOTAL	DEM	REP	AIP	GRN	LIB	PPF	MISC	DEC
POLITICAL SUB-DIVISIONS									
COUNTY SERVICE AREA (AMBULANCE) A-40	8480	2571	4631	162	47	27	21	40	981
2640	3	3							
COUNTY SERVICE AREA #41	76	24	43	1	2				6
2641									1
COMMUNITY FACILITIES DISTRICT #201	36	23	10						3
2642									4
COUNTY SERVICE AREA #45	26326	11519	11152	515	52	81	75	140	2792
2643	9	8	1						
SUMMERLAND LIGHTING DISTRICT	917	420	296	35	20	4	3	9	130
2701									
MISSION CANYON LIGHTING DISTRICT	1282	657	400	24	31	7	5	5	153
2702									
LOS ALAMOS LIGHTING DISTRICT	696	269	323	15	1	4	1	9	74
2704									
ORCUTT LIGHTING DISTRICT	723	290	324	16	1	6	4	2	80
2705									
CASMALIA LIGHTING DISTRICT	118	72	35	3					8
2706	1	1							
GUADALUPE LIGHTING DISTRICT	1765	1193	381	21		5	10	9	146
2707	6	5							1
BRADLEY FLOOD ZONE NO 3	666	208	413	6	2		2	2	33
2804									
GUADALUPE FLOOD ZONE NO 3	1760	1190	379	21		5	10	9	146
2808	6	5							1
LOMPOC CITY FLOOD ZONE NO 2	17765	8401	6904	376	34	59	61	95	1835
2810	7	6	1						
LOMPOC VALLEY FLOOD ZONE NO 2	6989	2522	3544	107	19	20	11	26	740
2812	1	1							
LOS ALAMOS FLOOD ZONE NO 1	721	272	340	15	1	4	1	9	79
2814									
ORCUTT FLOOD ZONE NO 3	21652	7572	11552	372	26	52	40	98	1940
2816	4	4							
SANTA MARIA FLOOD ZONE NO 3	68	29	32						7
2818									
SANTA MARIA RIVER LEVEE MAINT ZONE	26680	12976	10595	474	29	74	97	120	2315
2820	38	29	3	2					4
SANTA YNEZ FLOOD ZONE NO 1	11792	3500	6563	234	58	33	28	60	1316
2822	3	3							

DESCRIPTION	TOTAL	DEM	REP	AIP	GRN	LIB	PFP	MISC	DEC
POLITICAL SUB-DIVISIONS									
SOUTH COAST FLOOD ZONE NO 2	127512	60639	44752	2301	1916	668	611	953	15672
2824	61	47	5	1		1	2		5
SUPERIOR COURT JUDGE - SANTA BARBARA									
3000									
SUPERIOR COURT JUDGE - SANTA MARIA									
3001									
LIBERTARIAN CENTRAL COMMITTEE									
3002									
PEACE AND FREEDOM CENTRAL COMMITTEE									
3003									
SANTA BARBARA COUNTY SUPERVISORS									
3004									
REPUBLICAN CENTRAL COMMITTEE - 1ST SUP. DISTRICT									
3007									
REPUBLICAN CENTRAL COMMITTEE - 2ND SUP. DISTRICT									
3008									
REPUBLICAN CENTRAL COMMITTEE - 3RD SUP. DISTRICT									
3009									
REPUBLICAN CENTRAL COMMITTEE - 4TH SUP. DISTRICT									
3010									
REPUBLICAN CENTRAL COMMITTEE - 5TH SUP. DISTRICT									
3011									
DEMOCRATIC CENTRAL COMMITTEE - 1ST SUP. DISTRICT									
3012									
DEMOCRATIC CENTRAL COMMITTEE - 2ND SUP. DISTRICT									
3013									
DEMOCRATIC CENTRAL COMMITTEE - 3RD SUP. DISTRICT									
3014									
DEMOCRATIC CENTRAL COMMITTEE - 4TH SUP. DISTRICT									
3015									
DEMOCRATIC CENTRAL COMMITTEE - 5TH SUP. DISTRICT									
3016									
GREEN PARTY CENTRAL COMMITTEE									
3017									
TEST DISTRICT									
4000									
CENSUS TRACT 10.00	3638	2160	689	98	105	25	46	30	485
C1000	5	3					1		1

DESCRIPTION

DESCRIPTION	TOTAL	DEM	REP	AIP	GRN	LIB	PPF	MISC	DEC
POLITICAL SUB-DIVISIONS									
CENSUS TRACT 1.01	2375	990	1004	34	20	4	6	22	295
C101	2	1							1
CENSUS TRACT 1.02	3962	1864	1494	65	34	16	16	20	453
C102									
CENSUS TRACT 1.03	2549	999	1239	24	24	9	12	14	228
C103									
CENSUS TRACT 11.00	3621	2255	728	74	73	20	22	14	434
C1100	7	5	1	1					
CENSUS TRACT 12.02	3063	1596	962	58	45	12	10	22	358
C1202	2	2							
CENSUS TRACT 12.03	2076	906	793	38	34	8	9	8	280
C1203									
CENSUS TRACT 12.04	2021	1108	469	51	39	10	19	24	301
C1204	2	2							
CENSUS TRACT 13.01	2505	1067	1058	45	28	8	7	16	276
C1301	1	1							
CENSUS TRACT 13.02	5501	2838	1704	86	107	28	24	35	679
C1302	1	1							
CENSUS TRACT 14.00	3023	1031	1530	45	32	11	13	27	334
C1400	1	1							
CENSUS TRACT 15.00	2571	797	1403	29	28	6	4	20	284
C1500	1	1							
CENSUS TRACT 16.01	3172	1523	1194	50	18	16	10	17	344
C1601									
CENSUS TRACT 16.02	2861	1476	940	47	32	17	8	21	320
C1602	5	5							
CENSUS TRACT 17.01	3315	1334	1403	83	51	14	13	22	395
C1701									
CENSUS TRACT 17.02	1266	571	501	22	11	8	4	9	140
C1702									
CENSUS TRACT 18.00	632	239	321	12	4	3	1		52
C1800									
CENSUS TRACT 19.01	3125	1106	1502	72	12	11	7	22	393
C1901									
CENSUS TRACT 19.03	3639	1041	2094	74	15	9	7	24	375
C1903									
CENSUS TRACT 19.05	1918	537	1099	34	16	9	4	9	210
C1905	2	2							



DESCRIPTION

POLITICAL SUB-DIVISIONS

	TOTAL	DEM	REP	AIP	GRN	LIB	PFP	MISC	DEC
CENSUS TRACT 29.04 C2904	4489 1	2147	1417	107	71	28	27	29	663 1
CENSUS TRACT 29.06 C2906	3071 1	1259 1	1322	58	22	6	12	11	381 1
CENSUS TRACT 29.07 C2907	3147	1173	1506	37	29	19	8	10	365 1
CENSUS TRACT 29.09 C2909	3237	1506	1199	63	23	12	10	25	399
CENSUS TRACT 29.10 C2910	1293	571	496	24	14	9	5	9	165
CENSUS TRACT 29.11 C2911	4401	2084	1320	123	75	37	28	52	682
CENSUS TRACT 29.12 C2912	2812 1	1457 1	770 1	68	87	24	21	49	436
CENSUS TRACT 29.13 C2913	2285	932	1028	34	17	14	6	18	236
CENSUS TRACT 29.14 C2914	2389 1	925	1145 1	28	14	7	10	14	246
CENSUS TRACT 3.00 C300	4210 1	2260	1097 1	83	93	19	31	44	583
CENSUS TRACT 30.01 C3001	2437 6	1265 5	682	48	33	27	18	25	339
CENSUS TRACT 30.02 C3002	2935	985	1637	49	12	8	9	6	229
CENSUS TRACT 30.04 C3004	2879	1349	1102	36	26	10	14	20	322
CENSUS TRACT 30.05 C3005	2719 2	1329 2	945	39	32	16	11	15	332
CENSUS TRACT 4.00 C400	4023 1	2137 1	1179	64	83	26	20	40	474
CENSUS TRACT 5.01 C501	2928	1397	1045	44	66	15	14	22	325
CENSUS TRACT 5.02 C502	4358	2109	1620	50	53	14	14	20	478
CENSUS TRACT 6.00 C600	4069 1	2094 1	1295	64	75	22	21	24	474
CENSUS TRACT 7.00 C700	5325	1876	2579	78	67	29	8	39	649





DESCRIPTION

POLITICAL SUB-DIVISIONS

CENSUS TRACT 8.01

CB01

CENSUS TRACT 8.02

CB02

CENSUS TRACT 9.00

C900

19TH CONGRESSIONAL DISTRICT 1981

O119

14TH STATE SENATORIAL DISTRICT 1981

O214

18TH STATE SENATORIAL DISTRICT 1981

O218

19TH STATE SENATORIAL DISTRICT 1981

O219

29TH STATE ASSEMBLY DISTRICT 1981

O329

35TH STATE ASSEMBLY DISTRICT 1981

O335

37TH STATE ASSEMBLY DISTRICT 1981

O337

TOTAL	DEM	REP	AIP	GRN	LIB	PFP	MISC	DEC
1536	1069	223	28	21	5	9	9	172
11	9					1		1
2420	1513	496	45	44	12	16	15	279
6	6							1
2508	1447	587	46	58	21	30	20	299
2	1							1
218859	98543	86569	3968	2103	925	867	1402	24482
121	96	9	3	1		2		10
38157	16812	16913	682	39	104	118	175	3314
39	30	3	2					4
157548	74188	57119	2877	1981	763	699	1110	18811
78	62	6	1		1	2		6
23154	7543	12537	409	83	58	50	117	2357
4	4							
58657	24830	26859	994	69	147	162	265	5331
50	40	3	2					5
127836	80752	44923	2304	1919	671	611	955	15701
61	47	5	1		1	2		5
32366	12861	14787	670	115	107	94	182	3450
10	9	1						

1. The first part of the document discusses the importance of maintaining accurate records of all transactions and activities. It emphasizes that proper record-keeping is essential for ensuring transparency and accountability in financial operations.

2. The second part of the document outlines the various methods and tools used to collect and analyze data. It highlights the need for consistent and reliable data sources to support informed decision-making and strategic planning.

3. The third part of the document focuses on the implementation of internal controls and risk management strategies. It provides detailed guidance on how to identify potential risks, assess their impact, and develop effective mitigation measures to protect the organization's assets and reputation.

4. The fourth part of the document addresses the role of technology in modern financial management. It explores how digital tools and automation can streamline processes, reduce errors, and improve overall efficiency in handling financial data and reporting.

5. The fifth part of the document discusses the importance of regular communication and reporting to stakeholders. It stresses that clear and timely communication is crucial for building trust, maintaining transparency, and ensuring that all parties involved are well-informed about the organization's financial health and performance.


CERTIFICATE OF COUNTY CLERK-RECORDER-ASSESSOR
RESULTS OF THE CANVASS OF THE
CONSOLIDATED GENERAL ELECTION

STATE OF CALIFORNIA)
)
COUNTY OF SANTA BARBARA) SS.

I, Kenneth A. Pettit, County Clerk-Recorder-Assessor of
Santa Barbara County, do hereby certify:

That the foregoing is a full, true and correct statement
of the result of the official canvass of the returns of the
November 8, 1994 Consolidated General Election.

IN WITNESS WHEREOF, I hereunto set my
hand and affix the official seal at
Santa Barbara, California this 1st
day of December, 1994.



KENNETH A. PETTIT

County Clerk-Recorder-Assessor

SEAL

1. The first part of the document discusses the importance of maintaining accurate records of all transactions and activities. It emphasizes that this is essential for ensuring transparency and accountability in the organization's operations.

2. The second part of the document outlines the various methods and tools used to collect and analyze data. It highlights the need for consistent and reliable data collection processes to support informed decision-making.

3. The third part of the document focuses on the role of technology in enhancing data management and analysis. It discusses how modern software solutions can streamline data collection, storage, and reporting, thereby improving efficiency and accuracy.

4. The fourth part of the document addresses the challenges associated with data management, such as data quality, security, and privacy. It provides strategies to mitigate these risks and ensure that data is used responsibly and ethically.


5. The fifth part of the document concludes by summarizing the key findings and recommendations. It stresses the importance of ongoing monitoring and evaluation to ensure that data management practices remain effective and aligned with the organization's goals.

Final

DATE RECEIVED	TOTAL APPS	B SAM BAL	L LETR	S SOS FORM	C CNTR	F FED	60 DAY	P PERM AV	Q MAIL PCT	X OVER SEAS	R NEW RES	G FAC	Z VOTE MAIL
EARLY	8761	70	114	764	28	131	36	1045	6573	0	0	0	0
10/10/94	820	8	1	757	54	0	0	0	0	0	0	0	0
10/11/94	765	168	29	423	145	0	0	0	0	0	0	0	0
10/12/94	1282	388	43	750	86	15	0	0	0	0	0	0	0
10/13/94	1122	348	6	686	82	0	0	0	0	0	0	0	0
10/14/94	1547	1220	13	241	72	1	0	0	0	0	0	0	0
10/17/94	1917	1349	0	460	108	0	0	0	0	0	0	0	0
10/18/94	2407	1699	40	522	133	13	0	0	0	0	0	0	0
10/19/94	2734	1237	17	1362	117	1	0	0	0	0	0	0	0
10/20/94	2129	1524	0	504	101	4	0	0	0	0	0	0	0
10/21/94	1663	1426	36	87	110	0	0	0	0	0	0	0	0
10/24/94	2830	2051	0	585	194	0	0	0	0	0	0	0	0
10/25/94	3611	1736	0	1373	157	0	0	7	338	0	0	0	0
10/26/94	2487	2078	20	241	132	16	0	0	0	0	0	0	0
10/27/94	1320	886	6	313	115	0	0	0	0	0	0	0	0
10/28/94	1447	858	93	315	160	18	0	0	3	0	0	0	0
10/31/94	2065	1081	0	692	292	0	0	0	0	0	0	0	0
11/01/94	2944	1028	77	1460	367	12	0	0	0	0	0	0	0
11/02/94	549	368	0	62	119	0	0	0	0	0	0	0	0
11/03/94	283	38	0	209	36	0	0	0	0	0	0	0	0
11/04/94	73	-0	0	0	73	0	0	0	0	0	0	0	0
11/07/94	75	0	0	0	75	0	0	0	0	0	0	0	0
11/08/94	89	0	0	0	89	0	0	0	0	0	0	0	0
GRAND TOTAL	42920	19561	495	11806	2845	211	36	1052	6914	0	0	0	0


BALLOTS ISSUED:

NONE	1551	443	12	1090	0	6	0	0	0	0	0	0	0
ONE	40597	18497	471	10651	2839	205	36	1049	6849	0	0	0	0
TWO	716	567	12	63	6	0	0	3	65	0	0	0	0
THREE	56	54	0	2	0	0	0	0	0	0	0	0	0
TOTAL	42197	19793	495	10783	2851	205	36	1055	6979	0	0	0	0



CUMULATIVE BALLOT TYPE TOTALS
GENERAL ELECTION

BAL TYPE	TOTAL ISSUED	N MAIL CNTR	C CNTR	M SPEC MIL	F SPEC FRGN	60 DAY	P PERM AV	Q MAIL PCT	X OVER SEAS	O OUT CTRY	Z 2ND BLT	R NEW RES	G FAC	I MISS INFO	J MISS SP	D 2ND CNTR
001 00	470	0	1	0	0	0	0	465	0	0	0	0	0	0	0	4
002 00	578	491	54	10	0	0	10	0	0	0	0	0	0	19	0	3
003 00	1419	993	136	61	0	0	61	160	3	0	0	0	0	52	0	13
004 00	10807	8871	833	24	0	1	394	166	23	0	0	0	0	465	0	30
005 00	1246	695	14	7	0	0	7	483	0	0	0	0	0	39	0	7
006 00	1088	938	73	3	0	0	35	0	0	0	0	0	0	38	0	1
007 00	77	63	8	0	0	0	3	0	0	0	0	0	0	3	0	0
008 00	1704	1283	97	5	0	0	35	243	11	0	0	0	0	42	0	3
009 00	4545	3709	262	81	0	0	81	298	0	0	0	0	0	168	0	11
010 00	6	0	0	0	0	0	0	5	0	0	0	0	0	0	0	1
011 00	719	1	0	0	0	0	0	710	0	0	0	0	0	0	0	8
012 00	1568	1392	73	16	1	0	16	0	5	0	0	0	0	76	0	1
013 00	515	432	27	12	0	0	12	0	3	0	0	0	0	35	0	2
014 00	71	68	2	0	0	0	0	0	0	0	0	0	0	1	0	0
017 00	388	2	0	0	0	0	0	383	0	0	0	0	0	0	0	3
018 00	381	153	3	3	0	0	3	215	0	0	0	0	0	5	0	2
019 00	243	123	8	4	0	0	4	90	0	0	0	0	0	11	0	5
020 00	480	0	0	0	0	0	0	476	0	0	0	0	0	0	0	4
021 00	376	0	0	0	0	0	0	374	0	0	0	0	0	0	0	4
022 00	318	0	0	0	0	0	0	314	0	0	0	0	0	4	0	4
023 00	280	140	4	55	2	0	1	70	0	0	0	0	0	0	0	0
024 00	3	0	0	0	0	0	0	3	0	0	0	0	0	2	0	0
025 00	57	49	3	3	0	0	0	0	0	0	0	0	0	5	0	0
026 00	210	174	26	4	0	0	1	0	0	0	0	0	0	5	0	0
027 00	84	72	6	0	0	0	0	0	0	0	0	0	0	0	0	0
028 00	146	576	0	0	0	0	0	146	0	0	0	0	0	20	0	10
029 00	1105	576	113	2	0	0	13	371	0	0	0	0	0	0	0	1
030 00	156	0	0	0	0	0	0	155	0	0	0	0	0	24	0	3
031 00	824	581	14	1	0	0	56	145	0	0	0	0	0	0	0	2
032 00	414	0	0	0	0	0	0	238	0	0	0	0	0	18	0	2
033 00	2385	1722	284	7	2	1	5	0	0	0	0	0	0	95	0	3
034 00	93	72	13	28	0	0	77	175	1	0	0	0	0	4	0	0
035 00	667	486	127	3	0	0	12	0	0	0	0	0	0	30	0	1
036 00	2727	2050	234	15	0	0	53	280	1	0	0	0	0	81	0	13
037 00	86	0	0	0	0	0	0	86	0	0	0	0	0	0	0	0
038 00	79	66	10	0	0	0	0	0	0	0	0	0	0	3	0	0
039 00	123	0	0	0	0	0	0	122	0	0	0	0	0	0	0	1
040 00	85	71	4	1	0	0	0	0	0	0	0	0	0	9	0	0
041 00	329	0	0	0	0	0	0	326	0	0	0	0	0	0	0	2
042 00	221	66	4	1	0	0	1	145	0	0	0	0	0	3	0	1
043 00	84	0	0	0	0	0	0	84	0	0	0	0	0	0	0	0
044 00	646	377	45	2	0	0	11	188	0	0	0	0	0	17	0	6
045 00	383	312	49	3	0	0	5	0	0	0	0	0	0	14	0	0
046 00	3522	2884	330	12	1	0	150	0	0	0	0	0	0	135	0	18
047 00	249	216	18	2	0	0	4	0	2	0	0	0	0	9	0	0
048 00																
GRAND TOTAL	42197	29507	2884	187	5	1	1052	6916	52	0	0	0	0	1432	0	161



DATE RECEIVED	TOTAL	C CNTR	S STMR CNTR	L LMPC CNTR	M MAIL	P POLL PL
EARLY	7	0	0	0	1	1
10/18/94	167	0	0	0	167	0
10/19/94	507	2	0	0	505	0
10/20/94	99	0	0	0	99	0
10/21/94	76	0	0	0	76	0
10/21/94	234	0	0	0	234	0
10/26/94	65	0	0	0	65	0
10/27/94	97	1	0	0	96	0
10/31/94	2503	1	0	0	2502	0
11/01/94	4862	0	0	0	4862	0
11/02/94	5299	5	0	0	5294	0
11/03/94	4049	732	0	0	3317	0
11/04/94	1938	0	0	110	1828	0
11/05/94	1159	0	0	0	1159	0
11/06/94	1613	1	0	0	1612	0
11/07/94	12853	658	212	83	4286	7614
11/08/94	1506	1	0	0	1433	72
LATE	34101	1389	212	193	24688	7614
GOOD	1802	0	0	0	1730	72
CHALLENGED	1090	0	0	0	1090	0
UNDELIV	41	12	0	0	28	1
VOIDED						
GRAND TOTAL	37034	1401	212	193	27536	7687
						5



Ballot Type	Voters Issued Ballots	Voters Returning Ballots	Total Ballots Issued	Total Ballots Returned	Good	Chal	Under	Voided
001	466	352	470	353	293	27	32	1
002	571	521	578	521	501	16	4	0
003	1,387	1,247	1,419	1,252	1,119	76	52	5
004	10,543	9,640	10,807	9,648	9,111	442	88	7
005	1,225	1,051	1,246	1,053	933	56	62	2
006	1,068	1,003	1,088	1,003	964	34	4	1
007	75	66	77	66	65	0	1	0
008	1,689	1,549	1,704	1,550	1,429	74	47	0
009	4,448	4,097	4,545	4,100	3,813	239	43	5
010	5	4	6	5	2	1	2	0
011	711	553	719	555	399	35	120	1
012	1,534	1,390	1,568	1,391	1,323	60	8	0
013	511	377	515	378	341	25	11	1
014	71	71	71	71	70	1	0	0
017	385	317	388	317	248	27	41	0
018	377	319	381	319	269	30	20	0
019	232	204	243	204	178	16	10	0
020	476	368	480	371	279	22	70	0
021	374	293	376	293	235	27	31	0
022	314	260	318	261	214	14	30	3
023	275	216	280	217	178	15	22	2
024	3	3	3	3	2	0	1	0
025	57	52	57	52	51	1	0	0
026	208	190	210	190	183	6	1	0
027	84	77	84	77	72	4	1	0
028	146	103	146	103	61	11	31	0
029	1,087	953	1,105	956	881	38	37	0
030	155	129	156	129	112	5	12	0
031	816	759	824	759	707	21	30	1
032	238	205	240	205	182	11	12	0
033	400	369	414	369	344	24	0	1
034	2,315	2,106	2,385	2,107	1,934	83	87	3
035	92	83	93	83	82	1	0	0
036	648	612	667	612	582	27	2	1
037	2,676	2,473	2,727	2,480	2,302	114	63	1
038	86	49	86	49	34	2	13	0
039	79	73	79	73	68	5	0	0
040	122	83	123	84	72	4	7	1
041	81	74	85	74	72	2	0	0
042	327	220	329	220	176	13	27	4
043	220	151	221	152	124	6	22	0
044	84	56	84	56	38	6	12	0
045	633	537	646	539	497	30	12	0
046	378	351	383	351	336	15	0	0
047	3,450	3,169	3,522	3,170	3,024	124	21	1
048	247	209	249	209	196	12	1	0
TOTAL	41,369	36,984	42,197	37,030	34,097	1,802	1,090	41

Job ID: AVS.JOB.66
 Reg. Close Date: 10/11/94

BALLOTS ISSUED AND RETURNED BY ISSUE CODE
 GENERAL ELECTION

Election Date: 11

Issue Code	Voters Issued Ballots	Voided Issued Ballots	Total Ballots Issued	Total Ballots Returned	Good	Chal	Undel	Voided
6	1	0	1	0	0	0	0	0
C	2,878	6	2,884	2,795	2,700	89	1	5
D	160	1	161	161	154	2	4	1
F	5	0	5	1	1	0	0	0
I	889	543	1,432	702	472	215	13	2
M	187	0	187	115	85	19	11	0
N	29,297	210	29,507	27,111	26,017	980	102	12
P	1,049	3	1,052	810	588	118	97	7
Q	6,851	65	6,916	5,294	4,045	373	862	14
X	52	0	52	41	35	6	0	0
TOTAL	41,369	828	42,197	37,030	34,097	1,802	1,090	41

AVS-561
1/08/94

Job ID: AVS-J08-66
 Reg. Close Date: 10/11/94
 Election Date:

BALLOTS ISSUED AND RETURNED BY CHALLENGE CASE
 GENERAL ELECTION

Issue Code	Issue Abbr	T BAL-TYPE	D DUP	I IN-CTV	E ID-ENV	Q NO-REQ	S NO-SIG	M SIG-MTCH	J REJ-BAL	H RES-ADDR	A UNAU-RET	O OTHR	L TOO-LATE	N NO-ADD	R NOAD-&SIG	TOTAL
C	CNTR	0	0	0	0	0	62	5	0	1	0	1	19	0	1	89
D	ZND-CNTR	0	0	0	0	0	0	0	0	1	0	0	1	0	0	2
I	MISS-INFO	0	0	0	0	0	18	7	0	134	0	0	35	21	0	215
M	SPEC-MIL	0	0	1	0	0	2	0	0	0	0	0	16	0	0	19
N	MAIL	0	0	17	0	0	518	49	0	3	0	9	383	0	1	980
P	PERM-AV	58	0	0	0	0	4	7	0	5	1	0	6	26	11	118
Q	MAIL-PCT	0	0	0	0	0	1	3	0	111	0	0	56	94	108	373
X	OVER-SEAS	0	0	0	0	0	2	0	0	0	0	0	4	0	0	6
	TOTAL	58	0	18	0	0	607	71	0	255	1	10	520	141	121	1802

AVS-562
1/08/94

